



Series C

www.joyelgeneration.org
717-369-4539

Checkpoints for Teaching

Pray for the guidance of the Holy Spirit. Ask God to speak through you.

Read and study your lesson before coming to class.

Study several Bible translations and allow God's Word to soak into your life.

Share the biblical account on a level the students can understand.

Remind the students every week that the Bible is all true all the time.

Refer to the lesson as "Biblical Account" instead of "Bible story".

Engage the students- Have them read verses from the Bible aloud.

Slow down and help the students learn to use the Bible.

Remember many of our students have no prior Bible knowledge.

We are teaching students, not material. It is okay if you don't teach every lesson.

Don't combine lessons.

We only remember 10% of what we hear. Write info on white board, show visuals, use object lessons, and get the students actively involved when possible.

Review continuously. Ask questions to make sure learning/understanding is happening.

Challenge the students. Be excited.

Explain unfamiliar words *Pray – Christ – Repent – Faith – Holy – Righteous...*

Explain the lesson verses.

Set the example- Memorize the lesson verses.

Help the students memorize verses using various memory techniques.

Care about your students. Let them know they are special to God and to you.

Lesson time is short. Make the most of every opportunity. (Ephesians 5:15-16)

Teach the value of prayer. Model praying and encourage them to pray aloud.

Share how God is working in your life.

Teaching Ideas

Ways to teach lessons

The Bible- God's Word- First and Foremost – The Bible is the most important part of the lesson. The Bible is 100% true and should be upheld as authority. Your Bible should always be used as the basis for your lesson. Have your Bible open to the scripture passage and have a student read the truths. This shows the class that you are not making up what you are reading.

Verse by Verse Read and Discuss – After you are familiar with the Bible narrative, select verses from the narrative for the students to read. Ask for a volunteer to read each verse. Have someone explain the verse and share how that verse has impacted them. After the student explains the verse you can expand on it. This keeps the students involved. Never force a student to read. Some students are not good at reading; however, they may enjoy explaining the verse after it is read.

Read the narrative and have students act it out – Assign parts to various members of the class. Tell them to pay attention as you read the story so they will know what they are to do the next time. Then have the actors come to the front of the room and act out the lesson as you read/tell it again. This allows you to have the active student focused so they will know what is expected. It also allows you to actually share the truths two times.

Use a sword drill to find verses that support the lesson – Students enjoy using their skills to find verses in the Bible. They like to be the first to hop up and read a verse. A sword drill works well when having the class find the lesson verse or lesson narrative. If you have a student that always wins, allow them to help you spot the next winner. Bibles should start closed to give everyone equal opportunities.

Modern Day Examples – Students tend to look at us and think we are perfect. They see us at Bible Adventure or at church. They don't see us in everyday life. When we share a story from our lives that relates to the lesson verse, and they see that we needed to rely on Jesus... or when we share about a mistake we made, they see us more real. Students realize we need to depend on Jesus also.

Pictures depicting lesson – You can find flannel graph scenes to go with the lessons, or you can find a children's Bible story book or coloring book with pages that correspond with the lesson being taught. Often you can also find visuals online that are free. Your students may even enjoy coloring a picture that correlates with the lesson.

Create a story wheel/Create a diorama – A story wheel or a diorama provides anticipation as the students wait for the next visual. The story wheel only reveals one segment of the "pie" at a time, and the diorama is like a scroll where much of the story is wrapped around a pencil or similar object.

Skits – Students enjoy involvement and it helps them remember the lessons better. When a lesson has a few characters, write up nametags and tape them on the students. Have them read their lines and act out their part. They will not forget that they played the part of _____. It also makes the lesson more real.

Make nametag necklaces for story characters – stand beside character as you talk about their part – Students like to be involved. When telling a story, make up nametags for the students. As you retell the details, stand next to the student who is playing that part. They pay attention to their part in particular.

Object Lessons – Everyday objects that react differently than expected in a situation capture the attention of students. This may be a way to capture the student that is leaning toward boredom. A change-up may draw their attention back to the lesson.

Use an object from home to tie story together – When teaching a lesson on choices, you can bring in two different cereal boxes. A bottle of white-out can be used to talk about covering up our sins. Since these are common objects, the students will think about this when they see the object.

Assign verses for students to draw – Some lesson verses and Bible narrative verses can be depicted in drawings. You may want to ask students to draw a particular verse during listening time. You can assign a different verse for each group. Some students won't feel comfortable drawing a picture alone. Invite them to participate in a group.

Students drawing lesson- Draw stick figures – Some students struggle with drawing but just about anyone can draw stick figures. A great resource is "The Big Book of Bible Story Fun" from Gospel Light Publisher. It shows how to draw great pictures with alphabet shapes and lines. Once finished the students have a visual to take home to review with others.

Monologue – Students enjoy when a "visitor" comes to class. Announce that a visitor will be teaching for the day. Put on a "bathrobe" and turn around and announce your arrival as the visitor. *"Hi, My name is Joseph. I am sure you have heard of me. I am in the Bible..."* Students really like this approach. You need to know your lesson well to share well.

Tell the Bible narrative from the perspective of something else – like a mouse or a child – An example of this would be the teacher that brought in a toy mouse and laid it on a podium. She told her students that the mouse was on the boat the night that a storm came up. The mouse was going to tell what he saw. The teacher walked to the side of the room and told the story of Jesus calming the storm. The eyes of the students remained glued to the mouse.

A teacher told the lesson from the perspective of a five year old child. She licked away on her big lollipop as she told the story in a child's voice.

News Report – A large tablespoon with a wad of aluminum foil balled up on the end makes a great microphone. "Good morning. We are here today with a special news update on..." You can involve a second person in this interview.

Draw the main characters on a glove and tell the story using the glove – Faces can easily be drawn on a cheap garden glove or latex glove. Adding a little yarn or scrap of material will dress up the puppet. As you tell the story point out which finger puppet you are talking about.

Puppets – Interaction with a puppet is a change-up in the normal routine. You can put the puppet on one hand and talk to the puppet and have it respond. It can even whisper an answer in your ear and you can repeat it for the class or you can have the puppet talk. Write out lines for two puppets and have them tell the story. The puppets can each share portions of the story or the puppets can become the characters of the lesson.

Form objects from the lesson from play dough – You can use the play dough to form an object found in your lesson or you can give each child a small piece of play dough and have them make the object. For example you can have your students form a person from play dough and then ask them to breath life into it, or the student can make a stone water jar used in turning water to wine. A great resource is "The Big Book of Bible Story Fun" from Gospel Light Publisher.

Add motions- make the lessons interactive – Teach the verse using sign language- Students enjoy action and often learn better through involvement. When students add motions to verses or add the sign for various parts of the verse they remember it longer. Also, when teaching sign language the students aren't aware that you are reviewing the verse continuously. A great resource is "The Big Book of Bible Story Fun" from Gospel Light Publisher.

Write words on a white board and have students listen for how they fit... - Write key words on the board for the students and explain those that are difficult. Instruct students to raise his/her hand when he/she hears those words in the story. Sometimes this helps the child to focus, but sometimes it distracts students as they are extremely focused on these words and miss the message.

Verse Review- To change things a little, you may want to start with the verse. Write the verse on a white board. Explain the difficult words. Then read the verse over and over. Each time you read the verse, erase a word. Eventually, you will be staring at a blank white board as you recite the verse.

Another way to review the verse is to make copies of your verse sheet and print it on different colors of paper. Cut the verse apart and allow the students to work in groups to put it back together.

Bible Adventure Review Games

Jeopardy- Make a game board with 25 squares (6 rows and 5 columns). Fasten self-adhesive picture hangers to the top of each square. Make two sets of cards to fasten on the hangers. The first set of cards should be point cards 5 each (10, 20, 30, 40, 50) The second set of cards should be the question cards to place behind the point cards. Put headings above each column that go with the topics of the questions, such as *who*, *what*, *when*, *where*, *why*, or *people*, *places*, *objects*, *events*, *anything*.

Divide the students into 2 teams. Students ask for questions, such as “who for 20.” When the question is answered correctly the points are added to the score for that team.

who	what	when	where	why
10	10	10	10	10
20	20	20	20	20
30	30	30	30	30
40	40	40	40	40
50	50	50	50	50

Water Balloon Splash- Use the jeopardy board designed above. Make two sets of cards to fasten on the hangers. The first set of cards should be numbered 1-25. The second set of cards will either have point values such as 5, 10 15, 20, 25 or a big water splash. Make several splash cards and scatter them throughout the board. Cover the point value and splash cards with the number card.

Divide the students into two teams. Ask a question to someone on the first team. If they answer a question correctly, they choose a number. The student gets the points behind that number. They may choose to keep the points and give the other team a turn, or pick another number to try to get more points. If there are points behind the next number, they get to keep them and can keep trying. Once a splash appears behind a number they lose all their points from that round. (Points are splashed away!). The next question goes to the other team. When it comes back to team #1 any points they didn't lose from the first round are safe and can't be lost this time even if there is a bomb.

1	2	3	4	5
6	7	8	9	10
11	12	13	14	15
16	17	18	19	20
21	22	23	24	25



Concentration- Use the jeopardy board designed above. Make two sets of cards to fasten on the hangers. The first set of cards should be numbered 1-24. The second set of cards should be divided into two groups, ½ should have questions and ½ should be the answers. The question and answer cards should be placed throughout the board and covered with the number cards.

Divide the students into teams. The student calls two numbers. If the question and answer match he keeps them. If not, they are returned to the board. The team with the most matches at the end wins. This can also be used for matching Bible verses and references, or dividing a verse in half and finding the 2 halves.

Spin for Points- Make a spinner board or use one from a board game. Make it big enough for your class to see. Divide the class into teams. When a question is answered correctly, the student spins the spinner and the team receives the points shown closest the spinner.

Tic-Tac-Toe – Make a tic-tac-toe board. This can be designed from felt or drawn on a white board. Divide the class into two teams, the X's and the O's. When a question is answered correctly the team places their game piece on the board. For variety, use seasonal items as the game pieces, such as candles and stars, wreaths and bells, crosses and lilies, etc.

Who's Got the Box- Prepare questions on cards or slips of paper and place them in a box. Have the students get into a circle. While music is being played, pass the box around. When the music stops the student with the box reaches in and takes out a question. If he can answer the question correctly he stays in the game otherwise he is eliminated and the question is returned to the box. Remove a chair every time a student misses a question.

Thumbs Up- Thumbs Down- Divide the students into 2 groups and have them close their eyes. NO PEEKING! Ask a true/false question about the lesson. Students put a thumb up for true and a thumb down for false. Have a student from each team count the responses and record the correct responses to each question.

Scrambled Eggs- Place questions on small pieces of paper and put them inside large plastic eggs. Scramble eggs before each child chooses one. The student opens the egg and answers the question. If the answer is correct, he keeps the egg; if not, he puts it back in the basket. Scramble the eggs before the next student chooses. The player or team with the most eggs at the end of the game wins.

King and Queen- Provide a crown for one student to wear. The student then becomes the king or queen and remains on the throne as long as he answers questions correctly. When the king or queen misses a question, the question is given to another student, who becomes the king/queen if the correct answer is given.

Erase the Face- Draw 2 similar faces on a white board. Make sure each face has the same number of parts. Divide the students into 2 teams. When a student answers correctly, he chooses one part of his team's face to erase. When the face is completely gone, including the circle used for the head, that team wins.

Basketball- Divide your students into 2 teams. Each team selects a ball shooter. A balled up piece of paper or a foam ball makes a good ball and a trash can makes the basket. When a team answers the question correctly, the ball shooter gets one chance to make a basket. You need to establish how far back from the can the shooter needs to be. You can give 2 points for each basket. For an extra challenge, you can establish a 3-point shooting area.

Balloon Pop Review- Write point values on slips of paper, such as 5,10,15,20, etc. Roll the slips of paper up and place inside balloons. Blow up the balloons and tie them shut. Divide the class into 2 teams. When a student answers a question correctly, he selects a balloon and pops it. The points inside the balloon are given to his team. A variation of this game would be to put questions and points inside the balloons, and the student selects a balloon and pops it to reveal the question. When he answers correctly, he gets the points for his team.

Flip the Verse- This game uses the Jeopardy board.

Using index cards, write 100, 75, 50, 25, and 10, and hang these across the top of the columns.

Using various color index cards, write out verses. On the first card, write just the reference.

Divide the rest of each verse on 5 cards.

Hang the cards on the rows, blank side facing out.

Have a student from one team choose a color.

Beginning with the reference under the 100-point column, see if the student can recite the verse. If not, flip the next 75 point card as a hint. Continue flipping cards and giving hints until the whole verse is recited.

The 10-point column needs to have **2 cards**. The first one you flip to give clues for 10 points and the last card just finishes the verse for 0 points.

100	75	50	25	10
Psalm 119:11	I have hidden	your word	in my heart	that I might not

Final card

Sin against you

After the one team has a try, then give the next team a chance at a verse.

Once the verse is together, have the whole class read the verse as a review.

4 Chapter Gospel Overview Resource for Teachers– NOT A LESSON

Instead of teaching one lesson as a 4 chapter overview, we are teaching one lesson for **each** of the 4 chapters; CREATION, FALL, RESCUE, and RESTORATION.

This resource is for you as a teacher

Make a 4 piece puzzle with the 4 Chapter Gospel words: Creation, Fall, Rescue, and Restoration. Remove one piece to show the empty spot. Something is definitely missing. We need all the pieces for a complete puzzle. Often we pick and choose what we want to believe from the Bible. We leave out parts. The 4 Chapter Gospel shows us how God's Word fits together. When we leave out a part, we can't see the whole picture. This year we will be talking about the 4 Chapter Gospel and how the Bible all fits together. The Bible is our textbook. **The Bible Is All True.**

- We are going to use the Bible every week. You will learn how to look up verses by their address
Example: John 3:16– The 3 is the big number; that is the chapter, 16 is the little number; that is the verse
- **Creation: Genesis 1:1–** *How did it all begin? Where did I come from?*
God made a perfect world. Look at the puzzle piece
Genesis means "in the beginning."
Genesis 1:1- (big #1=chapter, and little #1=verse) "In the beginning God created the heavens and the earth. "Created" God created the world by speaking.
Genesis 1:31- "God saw all that he had made and it was very good."
God made a man from the dust of the ground.
God made a woman from the rib of the man.
- **Fall: Romans 3:23–** *What went wrong? Have you experienced hurt and pain?*
Look at the puzzle piece. We are separated by sin.
Romans 3:23- "For all have sinned and fall short of the glory of God."
Sin entered the world
Sin is anything we think, say, do, or don't do that makes God unhappy
Genesis 3– Adam and Eve were in the perfect garden. They disobeyed God
Look at the visual "Fall"; sin separates us from God
- **Rescue: Romans 5:8–** *Can anything be done? How does Jesus fix this broken world?*
The puzzle piece is a life ring. A rescue ring is used in water rescues when someone is in trouble.
Jesus is our rescuer. He died on the cross to rescue us from our sin.
We all need rescuing from sin.
Romans 5:8- "But God demonstrates His own love for us in this; while we were still sinners, Christ died for us
He died on the cross for each of us because we sin.
He came back to life and is in heaven preparing a place for those who belong to Him.
To be rescued, you need to **pray and admit that you sin, and ask Jesus to forgive you and live inside of you.**
When we ask Jesus to rescue us, we have the promise of eternal life in heaven.
- **Restoration: Mark 16:15–** *How can I join God now in His work? What will the future hold?*
Look at the puzzle piece. It is like the first piece but better. We are restored because of Jesus.
He (Jesus) said to them, "Go into all the world and preach the gospel to all creation."
We can join God by telling others about Jesus and His plan to rescue us.
It is our job to tell others about Jesus and the Good News of life with Him.

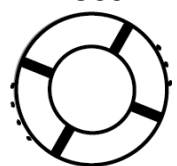
CREATION




FALL



RESCUE



RESTORATION



Series C Unit 1 Lesson 1

Introducing the Bible

Truth: God's Word is all true and needs to be my instruction book.
Response: Memorize scripture so I can use it in my life.



Psalm 119:11 – I have hidden your word in my heart that I might not sin against you.

God's Word is very important. We need to read it, think about it, and memorize it. When we are tempted to sin, we will remember God's Word and obey it. Then we won't sin against God.

4 Chapter Gospel **Today's focus is: all 4 chapters**

CREATION



FALL



RESCUE



RESTORATION



Catch: How many of you enjoy watching or playing sports? Pretend it is Friday night and you are at the high school football game. The players are on the field, but there are also guys in black and white striped shirts. Who are they? What is their job? They are referees and they are there to make sure everyone follows the rules. Sometimes they have to review a play and check rules. If everyone did what they wanted, it would not be fun to watch. The players studied the rules in practice so they could participate.

The Bible is our rule book. The Bible is all true all the time. We need to study the Bible so we can follow the rules. Our verse reminds us to hide God's word in our heart so we won't sin against God.

Know:

- Our verse is Psalm 119:11– I have hidden your word in my heart that I might not sin against you.
- God wants us to memorize scripture so we will know what it says and will obey it.
- The Bible is divided into 2 major parts. The Old Testament and the New Testament.
- The Old Testament tells what happened before Jesus came to earth, but tells about His coming.
- The New Testament tells about Jesus on earth and the early church and how to live.
- Old Testament has 39 books (3 letters in the word "OLD" and 9 letters in "TESTAMENT" = 39)
- New Testament has 27 books (3 letters in the word "OLD" and 9 letters in "TESTAMENT" 3x9=27)
- 39+27=66 Sixty-six books in the Bible.
- Can you imagine carrying around 66 books in your backpack?
- When you are carrying your Bible, you are carrying 66 books.
- The word "Testament" means covenant or agreement.
- When someone dies, they often have a "last will" or "testament." This tells the court what to do with everything they owned. This document is final. It can't be changed after the person dies.
- God chose 40 men to write his "Testaments." They are true and can't be changed.
- God told these men what to write. (Hebrews 1:1)
- All the words written in the Bible were God inspired. (II Tim 3:16, II Pet 1:20-21)
- The Bible is all true and will last forever. (Ps. 119:89, Matt 24:35, I Pet 1:25)
- When you need an answer to a situation in life, you can find it in the Bible.
- You need to study the Bible so you can have the answers you need. (II Tim 2:15)
- This year we are talking about the **Four Chapter Gospel**. This will show how the Bible fits together.
- The Four Chapter Gospel answers questions, such as, *How did it all begin? Where did I come from? What went wrong? Can anything be done? What will the future hold?*
- All of these answers are found in the Bible.
- Our lesson verse for this week says, *"I have hidden Your Word in my heart that I might not sin against You."* God's Word, the Bible, has all the answers.

Questions for application and understanding

What question in life do I want to find an answer for in the Bible?
What does it mean to "hide God's Word in my heart"?
Can I trust the Bible to be completely true?

Live it out and additional resources

Write the lesson verse on a piece of paper in large letters. Cut the letters apart and put them back together in the right order. Practice until you know the verse by memory.

Series C Unit 1 Lesson 2

Creation

Truth: God made the world by speaking each thing into existence and forming man with His hands

Response: Recognize God's greatness through creation.



Genesis 2:7 -The Lord God formed a man from the dust of the ground and breathed into his nostrils the breath of life, and the man became a living being.

God made man by taking the dust of the ground and forming him. Then God breathed into man's nose and gave Him life.

4 Chapter Gospel

Today's focus is: Creation

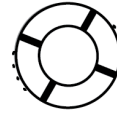
CREATION



FALL



RESCUE



RESTORATION



Catch: *Option 1:* Use playdough to form a person. If your class is small, each student can form a person from playdough. Ask them to breathe life into their creation. Explain that only God can give life.

Option 2: Take an empty grocery bag or gift bag to class. Pick a volunteer. Allow the volunteer to use whatever is in the bag to create something new. After quizzical looks, you can talk about the fact that God created the world from nothing.

Know: Genesis 1-2, Psalm 8:3-5

- Our 4 Chapter Gospel focus today is CREATION.
- We answer the questions, *How did it all begin* and *Where did I come from?*
- The Bible is all true (II Timothy 3:16-17, John 17:17)
- God always was. He didn't have a beginning and He will never have an end.
- How did it all begin? Genesis 1:1- "In the beginning God created the heavens and the earth".
- The earth was empty, dark, and shapeless. (Gen. 1:1-2)
- God spoke creation into existence:
 - Day 1– light and day and night (Gen. 1:2)
 - Day 2– divided the water on earth from the sky (Gen. 1:6-7)
 - Day 3– plants with seeds (Gen. 1:11-13)
 - Day 4– sun, moon and stars (Gen. 1:16-19)
 - Day 5– birds, large sea animals (Gen. 1:20-23)
 - Day 6– land animals, people (Gen. 1:24-26)
- GOD CREATED PEOPLE (Gen. 1:27) Answers the question, where did I come from?
- God created them male and female (Gen. 1:27)
- God told them to have many children and take charge of the earth.
- Day 7– God rested. He made this day Holy.
- Genesis 2 expands on creation of man.
 - Lord God formed man from the dust of the ground. (Gen. 2:7)
 - God breathed the breath of life into man's nose and man became alive. (Gen. 2:7)
 - God gave man the job of taking care of the Garden of Eden and naming the animals. (Gen. 2:15, 19-20)
 - God told Adam not to eat fruit from the tree of knowledge of good and evil. (Gen. 2:17)
 - God made Eve by using a rib from Adam. (Gen. 2:21-23)
- Adam and Eve were married. (Gen. 2:24)

Questions for application and understanding

Why do you think God decided to create a beautiful world from the earth that was "formless"?

Why did God speak to make everything until he got to people and he "formed" man with His hands?

Live it out and additional resources

Read Genesis 1. Write down one thing God made on each day of creation. Day 1... Day 2...

Series C Unit 1 Lesson 3

Adam and Eve Sin

Truth: God designed us to live a life of righteousness, but we sinned.

Response: Recognize that I am not a righteous person, and that I need help.



Romans 3:10 - As it is written: "There is no one righteous, not even one;

The word righteous means doing what is right.
No one is able to do what is right all the time.

4 Chapter Gospel

Today's focus is: Fall

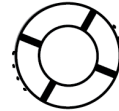
CREATION



FALL



RESCUE



RESTORATION



Catch: Think of something you do really well. Perhaps you are great at math. You usually beat out every student in your class in "Round the World" math game. You give the answers before your classmates every time... Ok, almost every time. The other day you gave the answer as 6 when it was 7. You found out you aren't perfect. Don't beat yourself up. The Bible says we aren't perfect. We will make mistakes. Jesus is the only one who ever lived who was perfect.

Know: Genesis 2-3

- The Four Chapter Focus for today is FALL
- We will answer the question, "What went wrong?"
- Our verse is Romans 3:10– As it is written: "There is no one righteous, not even one;" Each of us makes mistakes.
- God made man and put him in a beautiful garden to live. (Gen. 2:8)
- God gave Adam a rule to obey. Don't eat the fruit from the Tree of Knowledge of Good and Evil. (Gen. 2:16-17)
- God made Eve as a helper for Adam. (Gen. 2:21-22)
- Satan, who was once an angel, appeared to Eve to trick her into doing wrong. (Gen. 3:1)
- Satan asked Eve if God really said that they couldn't eat fruit from any tree in the garden. (Gen.3:1)
- Eve responded that they were not to eat from that one tree or even touch it. (Gen3:2-3)
- Satan lied to Eve and convinced her to touch and eat. Satan said that she would be like God. (Gen. 3:4)
- Sadly, Eve chose to believe Satan and she turned away from God's rule.
- Eve looked at the tree and saw the fruit was beautiful. She tasted it and it was good. (Gen 3:6)
- Eve shared the fruit with Adam and he ate it. (Gen 3:6)
- God allowed Adam and Eve to see that they were disobedient– they had sinned. (Gen. 3:7)
- God came to walk in the garden. Adam and Eve were hiding. (Gen. 3:8)
- God asked them about their actions. They were afraid. (Gen. 3:9-10)
- Adam blamed Eve. (Gen 3:12)
- Eve blamed the snake Satan for tricking her. (Gen. 3:13)
- Do you take responsibility for your actions or do you blame other people?
- God punished the snake and Eve and Adam for their actions. (Gen.3:14-19)
- God made clothes for Adam and Eve from animal skins. An animal had to die for their sin. (Gen. 3:21)
- Someday Jesus would have to die for our sins. We will learn that lesson next week.
- God forced Adam and Eve to leave the beautiful garden. (Gen. 3:23)

Questions for application and understanding

Do you take responsibility for your actions or do you blame other people?
None of us is perfect. We make mistakes and do wrong.
When that happens, who do we need to turn to?

Live it out and additional resources

Instead of blaming others for your actions this week, talk to God and confess your wrongs. Come back next week and tell your leader what happened when you admitted you were wrong.

Unit 1 Review

Note to teachers: *Review is essential to remembering. We are providing questions to help start this process. You may use the following as a starting point, or you may create your own way to review.*

Today we are going to review what we have learned this year. I thought it would be fun to play "ERASE THE FACE". I have drawn two faces on the white board. Each face has two eyes, a nose, a mouth, two ears, the head and three hairs.

I am going to divide you into two teams. When your team answers a question correctly, you will tell me what part of your team's face you want to have me erase.

If your team misses a question, I will ask the same question to the other team, unless it is true/false. Some questions will be challenging, and some will be easy.

1. What book do we study in Bible Adventure? *Bible*
2. This year we are teaching the Four Chapter Gospel. Name one part of the Four Chapter Gospel. *Creation, Fall, Rescue, Restoration*
3. What part of the Four Chapter Gospel answers the question, Where did I come from? *CREATION*
4. When Adam and Eve disobeyed God that was sin. What part of the Four Chapter Gospel is this? *FALL*
5. How did Jesus provide RESCUE? What did Jesus do for us so we could go to heaven? *He died for us.*
6. Once I begin a relationship with Jesus, how can I join God? This is the RESTORATION. *I can tell others about Jesus.*
7. How much of the Bible is true? *All of it- 100%*
8. Is it ok to say, "I believe this verse in the Bible but not this verse?" *(No)*
9. The Bible is divided into two parts, what are they? *Old and New Testaments*
10. Quote Psalm 119:11- "I have _____" *(I have hidden Your Word in my heart that I might not sin against You.*
11. God's Word is also called _____ *(The Bible)*
12. The Bible is like a library of books. How many books are in the Bible? *66*
13. Who created the heavens and the earth? *God*
14. Who wrote the Bible? *40 Men*
15. How did these men know what to write in the Bible? *God told them.*
16. Who created the heavens and the earth? *God*
17. What book of the Bible tells the creation story? *Genesis*
18. When God created the world, what did He use to make it? *Nothing, He just spoke.*
19. Name 3 things God created just by speaking. *(_____)*
20. We are special to God. He spoke to create the world. What made people special? What did He use to create the first man and how did God make him alive? *He formed man from the dust of the earth and breathed life into him.*
21. Finish the verse, "The LORD God formed the man from the dust of the ground and breathed into his nostrils the breath of life, and the man _____" *became a living being. Genesis 2:7*
22. How many people who have lived on earth have been perfect? *(One, Jesus)*
23. What was the first sin in the world and who was involved? *(eating the fruit, Eve and Adam)*
24. What was the punishment for Adam and Eve's sin? *(they had to leave the garden, Eve had pain in childbirth, and Adam had to work the land)*
25. Adam and Eve sinned. We sin. Who had to die on the cross to pay for our sins? *(Jesus)*

Series C Unit 2 Lesson 1

Jesus Death and Resurrection

Truth: God loves us so much that He sent Jesus to pay for our sin.

Response: Recognize Jesus died for me and I need a relationship with Him.



I Peter 3:18a– For Christ also suffered once for sins, the righteous for the unrighteous to bring you to God.

Jesus died one time for all sins. Jesus was righteous, never doing wrong. He died for each of us who do wrong.

4 Chapter Gospel

Today's focus is: Rescue

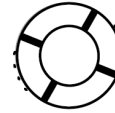
CREATION



FALL



RESCUE



RESTORATION



Catch: Bring a cross necklace to class. (DO NOT bring a cross that still has Jesus on it.) What is on this necklace? Why would you wear a necklace with a cross? What is the meaning of the cross? Bring a long nail to class. What is this and how is it used? In our Bible lesson today we are going to learn about the cross and why it is important to us.

Know: Genesis 3, John 19, 20

- Remember the Bible is "All True."
- We talked about CREATION. God made a beautiful world. That is the first circle in the 4 Chapter Gospel.
- Adam and Eve were in the Garden of Eden, enjoying life, but then they ate fruit that God said, "Don't touch and don't eat." That is FALL (sin), the second circle in the 4 Chapter Gospel. (Gen 3)
- What is sin? Sin is anything you think, say, do, or don't do that makes God unhappy.
- We all sin. There is no one righteous... not even one.
- God punished Adam and Eve. He kicked them out of the Garden of Eden and gave them animal skins for clothes.
- God promised a Savior to RESCUE them from sin. That is the next circle in the 4 Chapter Gospel.
- Today we are going to learn about Jesus and how he RESCUED.
- We have to cover many years in one lesson. We will talk lots more about this all year.
- After Adam and Eve were kicked out of the Garden of Eden, they worked hard. (Gen. 3:21-24)
- They had children. The children married and had more children... (Gen 5-6)
- Prophet Isaiah told about Jesus coming to die. (Isaiah 53... Isaiah 53:5)
- Many, many, many, years later, the people were still waiting for a RESCUER to save them from sin.
- An angel came to a girl and told her she was going to have a special baby who would be the Savior. (Luke 1)
- Mary, the girl, had the baby named Jesus. (Luke 2:7)
- Angels were told that a Savior was born. (Luke 2:11)
- Jesus grew up. (Luke 2:52)
- Jesus picked helpers called disciples to tell the world God and His love. ((Matthew 4:18-22, John 3:16)
- Jesus taught the disciples and others that He would be going away to die for their sins. (John 14:3, 28-31)
- John the Baptist told the world that Jesus was coming to be the Lamb of God. (John 1:29)
- Some leaders didn't like Jesus teaching about God. They wanted to kill Jesus. (John 18-19)
- Soldiers came and arrested Jesus while He was with His disciples. (John 18)
- They put a crown of thorns on His head and a purple robe on Him and made fun of Him. (John 19:1-3)
- They whipped Jesus and made Him carry a cross. (Luke 22:63, John 19:17-18)
- The soldiers put Jesus on the cross and He died for my sins. The sky turned dark. (Luke 23:44-46)
- Our lesson verse says, Jesus died once for our sins. He was righteous, dying for our sins as unrighteous people.
- Jesus didn't stay dead. He came back to life. (Matt. 28:5-7)
- Jesus went to heaven to make a place for those who love Him and have asked Him to forgive them of sins. (Acts 1:7-11)
- Have you been RESCUED by Jesus? We can pray today. (Rom. 10:9-13)
- Each week we will learn more about Jesus and the Bible.

Questions for application and understanding

Why do we need to be RESCUED?
What did Jesus do to RESCUE us?

Live it out and additional resources

Write a letter to Jesus. Thank Him for loving you and for dying on the cross to RESCUE you from your sins.

Series C Unit 2 Lesson 2

Paul and Silas Share the Good News

Truth: Everyone needs to know Jesus.

Response: Tell everyone about Jesus so they can believe in Him and be saved.



Acts 16:31- They replied, “Believe in the Lord Jesus, and you will be saved- you and your household.”

Paul and Silas told the jailer to believe in the Lord Jesus so he could receive eternal life.

4 Chapter Gospel

Today's focus is: Restoration

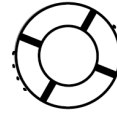
CREATION



FALL



RESCUE



RESTORATION



Catch: Do you love Jesus? Do your friends know you love Jesus? Let's think about this. You were working on a project when someone in your group goofed around and the teacher blamed all of you. Now you have to stay inside at recess and work on it. Do you grumble and fight and maybe swear? Would your friends know about Jesus from your actions?

Know: Acts 16

- We have learned about the first 3 chapters of the 4 Chapter Gospel. Today we will learn about the 4th chapter.
- Let's review. You explain them to me. CREATION, FALL, RESCUE.
- The fourth part of the 4 Chapter Gospel is RESTORATION.
- RESTORATION answers the questions, What will the future hold? How can I join God now in His work?
- We can join God now by telling others about Jesus dying on the cross and coming back to life to give us eternal life.
- We can join God by sharing last week's verse, *1 Peter 3:18a- For Christ also suffered once for sins, the righteous for the unrighteous to bring you to God.—Jesus only had to die once. He was righteous (sinless) so he could take our punishment for sin.*
- Today we will learn about someone who needed the message of Jesus dying for sin.
- Our lesson is about Paul and Silas.
- Paul and Silas were missionaries. Missionaries share the Good News of Jesus.
- They travelled from place to place, following the leading of the Holy Spirit. (Acts 16:6-10)
- Paul and Silas were outside the city of Philippi when they sat down to teach a group of women. (Acts 16:13)
- Lydia, one of the women, became a believer in Jesus because Paul shared the message. (Acts 16:14)
- Paul and Silas were walking through the city when a slave woman kept shouting and telling everyone that these men were servants of God who were sharing the Good News of Jesus. (Acts 16:16)
- The slave woman was able to do this because she had an evil spirit in her. (Acts 16:16)
- Paul got tired of her following and shouting, so he commanded the evil spirit to leave her in Jesus' name. (Acts 16:18)
- The owners of the slave were angry because now she couldn't make money for them. (Acts 16:19-20)
- Paul and Silas were stripped and beaten and thrown into jail for talking about Jesus. (Acts 16:22-23)
- They were put in an inner cell deep in the prison and their feet were in stocks. (Acts 16:24)
- It isn't always easy to talk about Jesus, and sometimes you will be treated badly, but don't stop talking!
- Paul and Silas could have been mad and angry, but instead they prayed and sang to God. (Acts 16:25)
- The other prisoners were listening. (Acts 16:25)
- About midnight God sent an earthquake to open the doors of the prison and remove the chains. (Acts 16:26)
- Jailer thought all the prisoners had escaped so he was ready to kill himself. (Acts 16:27)
- Paul told him everyone was still there. (Acts 16:28)
- The jailer knew Paul and Silas were different. He wanted to know how he could be saved. (Acts 16:30)
- They shared **Acts 16:31- “Believe in the Lord Jesus, and you will be saved- you and your household.**
- The jailer took Paul and Silas out of jail. He cleaned their wounds and was baptized, and he fed them. (Acts 16:33-34)
- He was filled with joy because he had been told about Jesus. The jailer and his family believed. (Acts 16:34)
- What if Paul and Silas would have been grumpy about jail and hadn't been singing songs?

Questions for application and understanding

Can you explain the Good News of Jesus? (Acts 16:31)
 What will you receive if you are saved?
 Who do you know that needs the Good News?

Live it out and additional resources

Make a list of 4 friends or family members that need to hear about Jesus. Pray and then share the Good News about Jesus with each one.

Series C Unit 2 Lesson 3

Noah

Truth: God wants us to obey/follow Him even when it seems impossible.
Response: Join God and obey His instructions.



Hebrews 11:1- Now faith is confidence in what we hope for and assurance about what we do not see.

Faith is being sure of what we are hoping for and being sure of things we can't even see.

4 Chapter Gospel Today's focus is: Rescue

CREATION



FALL



RESCUE



RESTORATION



Catch: When you walked into class today, you sat down. Did you check the chair to make sure it was going to hold you? Did you look at each leg to make sure it was okay, with no cracks or damage? No, you had faith that the chair would hold you. In our lesson today we are going to learn about a man who was told by God to do something that sounded crazy. He was supposed to build a big boat on dry land. He had faith that God would send a flood like He said. He obeyed.

Know: Genesis 6-9

- Our Four Chapter Focus is RESCUE. God rescued Noah. Jesus is our rescuer, saving us from sin.
- Hebrews 11:1- "Now faith is the confidence in what we hope for and assurance about what we do not see."
- Today we will learn about someone who had to have faith, even when he couldn't see what was going to happen.
- God created the world. At the end of each day He said, "It is good." (Gen. 1-2)
- Satan tempted Eve to sin. She ate the fruit and gave some to Adam. (Gen. 3)
- Population continued to grow. There were more and more people on the earth. Sin continued. (Gen. 4-5)
- The Lord saw that people on earth were very wicked and He was sorry He made people (Gen. 6:5-6, 11-13)
- The Lord decided to destroy all people and animals. (Gen.6:7)
- The Lord saw Noah and He was happy with Noah's behavior. (Gen.6:8)
- Noah was a good man and he walked with God. (Gen. 6:9)
- Noah was married and had three sons. (Gen.6:10)
- God gave Noah a job to build an ark that would be used to rescue people and animals. (Gen.6:14)
- It was a large boat 450 feet long, 75 feet wide, 45 feet high... three levels... door in the side. (Gen. 6:15-16)
- God told Noah that He was planning to flood the earth and destroy all living things. (Gen.6:17)
- Noah's family- wife, sons, daughters-in-law and a male and female of every animal would be saved. (Gen. 6:18-20)
- Noah built the boat and collected food for the family and the animals. He was obedient. (Gen. 6:21-22)
- God gave Noah the detailed directions to obey and told him what was going to happen. (Gen. 7:1-4)
- Noah was 600 years old. He took his wife, sons, and their wives into the boat along with the animals. (Gen. 7:6-9)
- God closed the door and sent the rain and waters from the earth. This lasted 40 days and nights. (Gen. 7:16-18)
- The big boat (ark) floated. Everything outside the ark died. (Gen.7:17-23)
- God protected Noah and everyone and everything on the ark. The flood waters went down. (Gen. 8:1-4)
- The ark landed on Mountain Ararat (Gen 8:1-4)
- Noah had to wait for the land to dry out and plants to grow so the animals could leave the ark. (Gen.8:6-12)
- Noah kept sending out a raven and a dove to test when it was time to open the door. (Gen. 8:12-14)
- When the land was dry, Noah and his family and the animals got off the boat. (Gen.8:18-19)
- Noah built an altar to the Lord and sacrificed animals on the altar. God was pleased. (Gen. 8:20-21)
- God promised to never destroy the whole earth with a flood again and He promised seasons. (Gen. 8:21-22)
- God made a covenant with Noah and provided a rainbow to be a reminder. (Gen.9:13-17)
- Look back at the verse. Aren't you glad that Noah was obedient? He had faith to do what God said.
- What situation in your life do you need faith even though you can't see what is going to happen?

Questions for application and understanding

Noah obeyed God and built the ark. What would have happened if Noah would have disobeyed?
What is a situation in your life where you need faith?

Live it out and additional resources

Make a list of animals you are glad that Noah took on the boat. Write down some things Noah would have needed to have with him on the boat.

Unit 2 Review

Note to teachers: *Students love competition. They also enjoy playing jeopardy. Some students are risk takers and will ask for hard questions. Others will stick to 10 and 20 point questions. The easiest ways to put together a Jeopardy board is to draw it on a white board and circle the points when they are answered. I like to use two colors of markers and circle one teams points in "red" and one in "blue". They like seeing the circles representing their team. You can also write the points on "post it" notes and pull the cards and give them to the team as they answer correctly.*

For our review week, we are going to play Jeopardy. I have 5 categories for you to choose from. People, Places, Objects, Verses, Anything. Each category has questions worth, 10, 20, 30, 40 and 50 points. I will divide you into two teams. When you answer a question correctly, you get the points for your team. If you make too much noise, I will take points off your score.

People

- 10 Who made the world? *God*
- 20 Who did God tell to build an ark? *Noah*
- 30 These were the first two people to sin. *Adam and Eve*
- 40 Jesus was arrested by these people? *Soldiers*
- 50 This person learned about Jesus from Paul and Silas? *Lydia or the jailer*

Places

- 10 The animals that were here were safe from the flood. *Ark*
- 20 Jesus died here for us so we could have eternal life. *Cross*
- 30 Where are we to share the "Good News" of Jesus? *The World*
- 40 Where were Paul and Silas taken after they shared the "Good News". *Prison*
- 50 Where did the ark land when the flood waters went away? *Mt. Ararat*

Objects

- 10 What did Noah take on the ark with him? *Animals*
- 20 What did God use to show He would never flood the whole world again? *Rainbow*
- 30 This was placed on Jesus when they were making fun of Him. *Crown of thorns and purple robe*
- 40 These opened when the earthquake happened. *Doors of the prison and the chains*
- 50 What were put on Paul's and Silas' feet when they were in prison? *Stocks*

Verses

- 10 According to I Peter 3:18a, how many times did Jesus have to die for our sins? *once*
- 20 According to Acts 16:31, what must you do to "be saved". *Believe*
- 30 Now faith is the _____ of what we hope for and the _____ about what we do not see. Heb.11-1
- 40 Quote Acts 16:31- Believe _____. *Believe in the Lord Jesus and you will be saved--you and your household.*
- 50 Finish the verse, "For Christ also suffered _____ *once for sins, the righteous for the unrighteous to bring you to God*

Anything

- 10 How many people have sinned? *Everyone*
- 20 How much of the Bible is true? *All of it*
- 30 Who was the righteous person who gave His life for the unrighteous? *Jesus*
- 40 How many days did it rain during the flood? *40 days and nights*
- 50 What were Paul and Silas doing as they sat in prison around midnight? *Praying and singing to God*

Series C Unit 3 Lesson 1

God Calls Abram

Truth: God knows all about my life and He has plans for me.

Response: Seek and trust God's plans rather than trying to get my own way.



Jeremiah 29:11a – “For I know the plans I have for you,” declares the LORD, “plans to prosper you and not to harm you...”

God knows what is going to happen in your life. He has plans for you.

4 Chapter Gospel

Today's focus is: **Creation/Restoration**

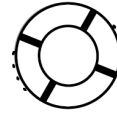
CREATION



FALL



RESCUE



RESTORATION



Catch: Do you ever dream about what you want to do with your life? What kind of job? house? car? Would you be happy travelling and living in a tent? Would you like to travel if you didn't know where you were going? In our lesson today we will learn about a man who God called to follow him. His name was Abram and God didn't tell him where he was going. Abram just needed to obey.

Know: Genesis 12

- Our Four Chapter Gospel Focus this week is CREATION and RESTORATION.
- Creation– where did I come from?
- Restoration– What will the future hold?
- Our verse for the week says, “For I know the plans I have for you,” declares the LORD, “Plans to prosper you and not to harm you.”
- God has plans for each one of us. His plans are good. We need to follow.
- Today we will learn about Abram. God called Abram and asked him to follow.
- God said, “Leave your country and your relatives/family and go to a land I will show you.” He also promised to make Abram a great nation and to bless him. God had big plans for Abram. (Gen.12:1-3)
- Abram was seventy-five years old when he left Haran with his wife Sarai and his nephew Lot. (Gen. 12:4)
- Abram and Lot had servants and animals. They took everything they owned along. Gen.12:5)
- As they travelled, the Lord appeared to Abram and showed him the land and told him that someday his descendants would own it. (Gen.12:7)
- Abram probably wondered how the land would belong to his descendants since he didn't have children.
- Abram took the time to worship the Lord as he traveled. (Gen 12:7-8)
- Abram lived in a tent... not a nice house. He traveled. (Gen.12:8)
- Abram traveled to Egypt during a time when there wasn't much food (Gen. 12:10)
- He wanted to make a good impression on the people in Egypt so he told his beautiful wife Sarai to say she was his sister so they would treat him special. (Gen 12:11-13)
- The King thought Sarai was beautiful so he took her to his palace. He also gave nice things to Abram. (Gen.12:14-16)
- The Lord was not happy with Abram's plan to tell a lie about Sarai so He sent problems to the King. (Gen.12:17-18)
- The King found out Sarai was Abram's wife. He gave her back to Abram and told them to leave Egypt. (Gen. 12:19-20)
- Even though Abram knew God had a plan for his life, he tried to do things his own way. That doesn't work. We must follow God's plan.
- God made us. He is the one we need to follow.
- God has a plan for us. He knows what is in our future.
- We are going to learn more about Abram next week.
- We are hard on Abram for doing his own thing instead of following God, but can you think about a time where you jumped ahead of God's plan?

Questions for application and understanding

What plan did God have for Abram's life?
 What did Abram do to run ahead of God?
 When have you jumped ahead of God's plan?

Live it out and additional resources

Our verse reminds us that God has a plan for our life. What is one plan God has for you? Write it down.

Series C Unit 3 Lesson 2

Abraham and Isaac Tested

Truth: God has plans for us and we need to follow them. When we choose to go our own way, it causes trouble.

Response: Ask God to help me make wise choices.



Proverbs 3:5 - Trust in the LORD with all your heart and lean not on your own understanding;

Trust the LORD when making choices. Don't try to make decisions on your own.

4 Chapter Gospel

Today's Focus is: Rescue

CREATION

FALL

RESCUE

RESTORATION

Catch: What does it mean to trust someone? If we had a table here and I asked you to stand on the table and fall backward into the arms of your classmates, would you be able to trust them to catch you? What if you were the big kid in the class? Would you trust the students smaller than you to catch you? Would you trust your parents to catch you? Can you trust God? In our lesson today, Abraham was asked to do something that required a lot of trust.

Our verse says, Trust in the LORD with all your heart and lean not on your own understanding. It is important to learn to trust and follow God.

Know: Genesis 18, 21, 22

- What does it mean to "Trust in the LORD." That is what our verse tells us to do.
- Abram trusted in the LORD when he left his homeland and traveled where God told him to.
- God told Abram (later changed to Abraham) that he would give lots of land to his descendants. (Gen. 13:14-16)
- "Your descendants will be as many as the dust of the earth" (Gen 13:16)
- God came to Abram in a vision and promised him that his descendants would be as many as the stars (Gen. 15:5)
- Abraham didn't have any children and he was 99 years old. His wife Sarah was 89 (Gen. 17:1,17)
- God promised a son to Abraham when he was a100 (Gen. 18:10-11)
- The LORD said to Abraham, "Is anything too difficult or too wonderful for the LORD." He was testing Abraham's trust level. (Gen. 18:14)
- Isaac was born to Abraham and Sarah. (Gen 21:1-5)
- God wanted to see just how much Abraham trusted him. (Gen. 22:1)
- God said, "Take your son, your only son... and offer him as a burnt offering." (Gen. 22:2)
- Abraham obeyed. He got up early and started on a journey to worship God. (Gen. 22:3-6)
- Isaac questioned Abraham. He said, "Here is the fire and the wood but where is the lamb." (Gen. 22:7)
- Abraham said, "God will provide for Himself a lamb for the burnt offering." (Gen. 22:8)
- Abraham prepared to obey God. He built an altar, arranged the wood, tied Isaac up, and put him on the altar. (Gen. 22:9)
- Abraham took his knife and prepared to follow through on what God asked him to do. He trusted God. (Gen. 22:10)
- The Angel of the LORD spoke to Abraham and told him to stop. (Gen. 22:11)
- The LORD said, "Do not hurt the the boy. I know that you fear (trust) God." (Gen. 22:12)
- God provided a ram for Abraham to use for the sacrifice. (Gen. 22:17)
- God repeated his promise to bless Abraham. (Gen. 22:17-18)
- The Four Chapter Focus today is RESCUE. Abraham was willing to sacrifice Isaac, but the LORD stopped him when he saw Abraham trusted him. Isaac was rescued.
- God was willing to sacrifice His son Jesus to RESCUE us.

Questions for application and understanding

Abram had a really tough situation and He needed to trust God. What is a tough situation that you might face and need to trust God? Is it easy to trust God?

Live it out and additional resources

Make a list of 5 things that you need to trust God for in your life. Pray and ask God to help you.

Series C Unit 3 Lesson 3

Nehemiah

Truth: God wants us to help each other and not to stand alone.
Response: Join others for worship and support



Nehemiah 4:20- Wherever you hear the sound of the trumpet, join us there. Our God will fight for us.

Those rebuilding the wall needed to listen for the sound of the trumpet so they could help each other to fight.

4 Chapter Gospel

Today's focus is: Restoration

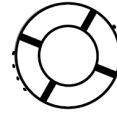
CREATION



FALL



RESCUE



RESTORATION



Catch: Can you think of a job that takes more than one person to do it? If you are trying to put leaves into a bag after you rake them, it goes a lot better if you have someone holding the bag open and someone putting the leaves into the bag. Have you tried to build with Legos with a younger brother or sister close by? In our lesson today we will learn about a job where extra support is needed.

Know: Nehemiah 4

- God's people, the Israelites disobeyed God.
- God allowed the enemy countries to take them away from their home and make them live in foreign places.
- In our lesson today Nehemiah, one of the Israelites is serving the King of Persia as a cupbearer.
- Nehemiah was the one to taste the King's food and drink to make sure it was safe and not poisoned.
- Some of the Israelites had been allowed to return home.
- Those who had gone home sent a report on how the city had fallen apart and needed repairs.
- Nehemiah was sad. He loved his home and wanted it to be rebuilt.
- The King saw that Nehemiah was sad. Since he had never shown a sad face before, the king asked the reason.
- Nehemiah shared his reason with the King.
- The King agreed to help pay for the needed repairs.
- Nehemiah traveled back to Jerusalem to see the problem for himself.
- He traveled around the city at night so he could look at the walls and decide how to fix them.
- He called the people together and the building project was started.
- Two men, Sanballat and Tobiah decided to cause problems. They didn't want Nehemiah to rebuild the wall.
- Sanballat and Tobiah found others to help them fight against Nehemiah and the wall repair.
- Those fixing the wall became tired. The enemy was trying to destroy their work.
- Nehemiah had to put guards to watch the city day and night.
- Nehemiah's men had to work with tools in one hand and weapons to fight, in the other hand.
- Eventually, only half the people could rebuild the wall, while the other were ready to fight with weapons.
- One person had a trumpet ready to blow, to warn the people of danger.
- When the trumpet was blown, everyone was to come to the area where they heard the trumpet and help.
- Our verse says, "Wherever you hear the sound of the trumpet, join us there. Our God will fight for us". (Neh. 4:20)
- They didn't try to stand strong alone. They supported each other.
- We need other Christians. They came together with the trumpet. We should come together to worship.
- They worked from morning till night. They even stayed inside the city at night instead of going home.
- The men carried their weapons even when they went to get water.
- Even with the enemy causing problems, the wall was rebuilt in 52 days.
- God helped His people. They worked together.
- In Nehemiah 8, the people came together to worship God.

Questions for application and understanding

Who is the enemy who tries to destroy us? Do you go to church where you can be supported by others who love God? Do you try to go through life alone?

Live it out and additional resources

The people building the wall helped each other when the enemy caused trouble. This week find someone who needs help and help them.

Unit 3 Review

Make a review board as described in the *Bible Adventure Review Games* in the front of the teaching curriculum. The *Water Balloon Splash* is a favorite. Don't make too many water splashes. (I learned from experience). The students like the challenge of gathering points.

1. Describe "Creation" from the 4 Chapter Gospel. What is creation? (God made a perfect world)
2. God "called" Abram. What did God want Abram to do? (leave his country and follow God's leading)
3. Abram had a wife. What was her name? (Sarai)
4. Abram had a nephew who traveled with him. What was the nephew's name? (Lot)
5. Was Abram a poor or wealthy man? (wealthy)
6. God promised to "Bless Abram" what did that mean? (He would give him special things)
7. Abram didn't live in a nice house. What did Abram live in? (tent)
8. Abram's wife Sarai was beautiful. Abram wanted to keep his wife from Pharaoh's officials so what did he do to protect her? (he lied and told them she was his sister)
9. Complete the verse, "For I know the plans I have for you, declared the LORD,
"_____ (plans to prosper you and not to harm you...")
10. What does it mean to "trust in the LORD"? (Rely on God to take care of you and provide for you)
11. What are some things Abram trusted God for? (providing for him, guiding him where he wanted him...)
12. God changed Abram's name to _____. (Abraham)
13. What did God promise to give Abraham and Sarah even though they were old? (a family)
14. The son, Isaac, was born to them when they were old. When he was growing up, what did God ask Abraham to do with Isaac? (sacrifice Isaac on the altar)
15. Did Abraham ignore God or disobey God even when the situation looked tough? (no, he trusted)
16. Abraham put Isaac on the altar. Did he actually kill Isaac? (No)
17. Who told Abraham to stop? (God)
18. What did God provide as the sacrifice instead of Isaac? (Ram)
19. What part of the 4 Chapter Gospel did we talk about when God told Abraham not to kill Isaac and provided a ram? (RESCUE)
20. Who is the one who RESCUES us from our sins and died in our place? (Jesus)
21. Quote Proverbs 3:5, "Trust _____. (Trust in the LORD with all your heart and lean not on your own understanding:)"
22. God's people, the Israelites, had a problem. They kept disobeying God. When that happened what would God allow the enemy to do? (take them as captives in a foreign place)
23. Nehemiah was an Israelite who was taken as a captive. What job did he have in the foreign country? (cupbearer to the king)
24. Why did the King need someone to be a cupbearer? (someone might try to hurt the king)
25. Nehemiah wanted to go back to Jerusalem, his home, Why? (to rebuild the wall)
26. Did the king allow him to go to Jerusalem? (Yes)
27. What happened when Nehemiah started to rebuild the city? (Sanballat and Tobiah caused problems)
28. What did the builders have to do as they rebuilt the wall? (Work with one hand and carry a weapon in the other)
29. There was a person with a trumpet. He would blow the trumpet if there was a problem. What were the people supposed to do when they heard the trumpet? (Follow the sound to the trumpet and be ready to fight)
30. According to our lesson verse, "Wherever you hear the sound of the trumpet, join us there. Our God will fight for us." What will God do for us? (He will fight for us.)
31. How many days did it take to rebuild the wall, even when the enemy was there to cause problems? (52)
32. The people rebuilding the wall needed to support each other to complete the task. Who do we need in our life to help us live for Jesus? (other Christians)

Series C Christmas 1

Truth: God sent Jesus to earth to show us His rescue plan.

Response: Understand that Jesus came to earth to rescue the world and me.



Luke 2:10 – But the angel said to them, “Do not be afraid. I bring you Good News that will cause a great joy for all the people.”

The angel told the shepherds not to be afraid. He had Good News to share that would be joyful.

4 Chapter Gospel Today's focus is: Creation/Fall/Rescue

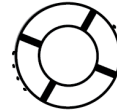
CREATION



FALL



RESCUE



RESTORATION



Catch: Have you ever slept out under the stars? What sounds have you heard in the darkness? Perhaps you heard an owl, or tree frogs, a nearby stream, the crunch of sticks and leaves as animals moved around. Perhaps you have been a little scared. Now, imagine a voice coming from heaven. That would certainly get your attention. In our lesson today we are going to hear a true story about shepherds who heard angels speaking from the sky.

Know: Matthew 1:18-25, Luke 2:1-20

- God made a perfect world. That is CREATION. (Gen. 1:31)
- God made Adam and Eve and put them in a beautiful garden. (Gen. 2:8-15)
- The serpent (Satan) deceived Eve and she ate fruit that was not to be touched or eaten. That is FALL. (Gen. 3:1-6)
- God talked with Adam and Eve and promised a Savior is on the way. That is RESCUE. (Gen. 3:15)
- God's people waited a long time for a Savior.
- Today you are going to hear the real Christmas lesson. Christmas is the birth of Jesus.
- An angel told Mary she would become the mother of Jesus, the Savior of the world. (Luke 1:26-32)
- Mary was planning to get married to Joseph. (Matt. 1:18)
- Joseph was told in a dream that Mary would give birth to God's Son, but Joseph was still to marry her. (Matt. 1:18-23)
- Caesar Augustus, the man in-charge, required everyone to go to their hometown to register to pay taxes. (Luke 2:1-3)
- Joseph and Mary went to Bethlehem since that is where their family was from. (Luke 2:4-5)
- Mary was already pregnant with God's Son, Jesus. (Luke 2:6-7)
- Bethlehem had lots of people so they couldn't find a place to stay. (Luke 2:7)
- When Jesus was born, Mary wrapped Him in strips of cloth and put him in a manger (animal feed box) (Luke 2:7)
- Shepherds were out in the field near Bethlehem taking care of their sheep. (Luke 2:8)
- During the night, the "sheep watching" was interrupted by an angel. (Luke 2:9)
- The angel had a message. Our lesson verse says, "Do not be afraid. I bring you Good News that will cause a great joy for all the people." (Luke 2:10)
- The rest of the angel's message was so important. "Today... a Savior has been born to you..." (*more next week*)
- Jesus, the RESCUER was born. (Luke 2:11)
- Jesus grew up and later died for our sins and then came back to life. (*Elaborate as much as necessary.*) (Hebrews 9:26-27)
- The angel told them how to find the baby Jesus. "He will be wrapped in strips of cloth lying in a manger." (Luke 2:7)
- Lots of angels joined the first angel. They were praising God. "Glory to God in the highest heaven..." (Luke 2:14)
- When the angels were done sharing the message, they returned to heaven. (Luke 2:15)
- After the angels went away, the shepherds decided to go check out the message from the angels. (Luke 2:15)
- They hurried to Bethlehem and found the baby (Jesus) wrapped in strips of cloth in a manger just like the angels said. (Luke 2:16)
- After the shepherds visited Jesus, they went out and told others about Him. (Luke 2:17-18)
- Jesus' coming to earth was the best Christmas gift ever given. You can give Jesus a gift by beginning a relationship with Him. (James 1:17-18, John 1:12)

Questions for application and understanding

- Why did Jesus come to earth as a baby?
- How did Jesus become a RESCUER for us?
- Have you ever begun a relationship with Jesus?

Live it out and additional resources

- Read the Christmas lesson from Luke 2:1-20 aloud to someone in your family. Tell them about Jesus.

Series C Christmas 2

Truth: God sent Jesus to be the Savior of the world.

Response: Join God and tell others about Jesus.



Luke 2:11- Today in the town of David a Savior has been born to you; He is the Messiah, the Lord.

The angel told the shepherds that Jesus, the Messiah was born in Bethlehem.

4 Chapter Gospel

Today's focus is: RESCUE/RESTORATION

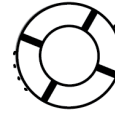
CREATION



FALL



RESCUE



RESTORATION



Catch: What is "Good News"? What is the best good news you have ever heard? Perhaps you are the student who wants to get good grades. You are excited when you receive an "A". That is good news. Maybe you are waiting to see if you made the sports team. When the team roster is posted, you are excited to see your name. As soon as you hear good news, you want to tell others. In our lesson today, we are going to hear more about the Good News of Jesus' birth.

Know: Luke 2:1-20

- Today we continue Christmas. The message of Jesus' birth is so important.
- Christmas celebrations take place throughout December and we need to make sure you know the real message.
- How did it all begin? God made the world. CREATION- (Gen. 1:31)
- What went wrong? Eve ate the fruit and gave to Adam. FALL- (Gen. 3:1-10)
- Can anything be done? God promised a Savior to save people from sin. RESCUE (Gen. 3:15, Rom. 5:8)
- God's chosen people waited a long time for a Savior, a RESCUER to RESCUE them.
- They were under the control of the Romans and they wanted to be rescued. (Luke 2:1)
- An angel came to Mary to tell her that God had chosen her to be the mother of Jesus, God's Son. (Luke 1:26-31)
- Joseph was told to go ahead and get married to Mary. (Matt. 1:18-21)
- Joseph and Mary had to travel to Bethlehem before the baby was born to register to pay taxes. (Luke 2:4-5)
- Bethlehem had many people visiting and there was no room for them to stay in the inn. (Luke 2:7)
- Jesus was born and Mary wrapped Him in strips of cloth and put Him in a manger. (Luke 2:7)
- We want babies to be born in a hospital or a very clean place, but Jesus wasn't born this way.
- Shepherds were outside of town taking care of their sheep during the night. (Luke 2:8)
- An angel came to the shepherds with a message of "Good News." (Luke 2:10)
- First the angel told the shepherds, "Do not fear. I bring you good news of great joy for all people." (Luke 2:10)
- Our lesson verse is the rest of the message, "Today in the town of David, a Savior has been born to you; He is the Messiah, the Lord." (Luke 2:11)
- Excitement over the good news continued, more angels appeared and celebrated by praising God. (Luke 2:14)
- The shepherds were excited with the good news. (Luke 2:15)
- When the angels returned to heaven, the shepherds decided to check out the good news. (Luke 2:15)
- They hurried to Bethlehem to see Jesus. (Luke 2:16)
- After visiting, the shepherds began telling everyone what they had seen and heard.- RESTORATION (Luke 2:17-18)
- The shepherds glorified and praised God. (Luke 2:20)
- Jesus the Savior was born. It would be many years before he would die on the cross for the sins of all people, but the Savior was born. (John 3:16, Rom 5:8, Mark 15:37-38, I Peter 3:18)
- Today we know that Jesus was born, lived, died, and came back to life. He is waiting for us to make a decision to begin a relationship with him. Have you ever invited Jesus to be your Savior? (Rom. 10:9-13, John 5:24)
- Jesus can be your RESCUER. Talk to me or your listener.

Questions for application and understanding

What was the "Good News" the angel shared?
Jesus came to be the Savior. Why do we need a Savior?
Who can you share the "Good News" with today?

Live it out and additional resources

Make a list of five people that you can share the "Good News" with this week. Put a check mark beside each name as you tell them about Jesus.

Series C Unit 4 Lesson 1

Jesus' First Disciples

Truth: Jesus is asking me to follow Him.

Response: Follow Jesus' example and tell others about Him.



Matthew 4:19- “Come, follow me,” Jesus said, “and I will send you out to fish for people.”

Jesus invited people to follow Him so He could teach them to share the message of salvation.

4 Chapter Gospel

Today's focus is: Rescue and Restoration

CREATION



FALL



RESCUE



RESTORATION



Catch: Have you ever gone fishing? What did you take with you? (A fishing pole, hook, bait, net...) The bait is used to attract the fish to you. Today we are going to learn how to fish for people. We don't need a fishing pole or net, or hook but we need bait. The fish we want to catch are people. We want to catch people and share Jesus with them. Our life can be the bait. What would attract someone to Jesus? His love, His care? If we are mean to people and then try to tell them about Jesus, do you think they will listen? Let's see what we can learn from our Bible lesson. Remember the Bible is "all true."

Know: Luke 5:1-11, Matthew 4:18-22

- Jesus had just started his time of ministry on earth.
- Jesus was baptized by John the Baptist. (Mark 1:9-11, Luke 3:21-22)
- Jesus went into the desert to be alone for awhile. He didn't eat for forty days. (Luke 4:1-2)
- Satan came and tempted Jesus during this time. He tried to get Jesus to turn stones to bread. He tried to get Jesus to bow down and worship him. He tried to get Jesus to jump off the highest point of the temple. Jesus wouldn't do any of the things Satan asked, so Satan went away. (Luke 4:3-13)
- Jesus returned to Galilee, then to Nazareth, then back to Galilee. (Luke 4:14-31)
- He was already starting to do miracles and people were beginning to follow him. (Luke 4:38-41)
- Jesus went to Lake Gennesaret and people started to crowd around Him. (Luke 5:1)
- He saw two boats at the water's edge. (Luke 5:2)
- The fisherman had just returned from fishing and were cleaning their nets. (Luke 5:2)
- Jesus got into the boat belonging to Simon Peter and sat down so he could teach the people. (Luke 5:3)
- When he was done teaching Jesus asked Simon to take the boat out into deeper water. (Luke 5:4)
- Jesus told Simon to put the nets into the water to catch fish. (Luke 5:4)
- Simon reminded Jesus that he had fished all night and hadn't caught any fish, but he would obey Jesus. (Luke 5:5)
- Simon caught so many fish that he had to signal the owners of the other boat to come help him. Luke 5:6-7)
- They filled both boats so full that they began to sink. (Luke 5:6-7)
- Simon Peter recognized Jesus and he also recognized that he was a sinner. (Luke 5:8)
- The four fishermen were Simon Peter, Andrew, James, and John. (Matt. 4:18-22)
- Jesus invited all four fishermen to leave everything and follow Him. ((Luke 5:9-11)
- Jesus said, "Come follow me, and I will send you out to fish for people."
- Fishing for people means telling them about Jesus and inviting them to begin a relationship with Jesus.
- Remember we talked about "bait." What will you do to be "bait" so friends will want to come to Jesus?
- Are you a follower of Jesus? Jesus said, "Come follow me." Have you done that?
- Are you in the boat with Jesus or do you need to begin a relationship with Jesus before you can be a fisherman?
- Jesus is our RESCUER. He RESCUES us from sin.
- Jesus wants us to join Him in His work and tell others about Him. That is RESTORATION. Are you fishing?

Questions for application and understanding

In our lesson verse it says, "Come follow me." Are you following Jesus?
What are you doing to "fish for people?"

Live it out and additional resources

Jesus will send us out to fish for people. What will you use as "bait" to bring others to Jesus? Are you inviting them to Bible Adventure?

Series C Unit 4 Lesson 2

Jesus Teaches Nicodemus

Truth: Jesus tells us that He is the only way to Heaven

Response: Begin a relationship with Jesus so I can go to heaven.



John 3:3- Jesus replied, “Very truly I tell you, no one can see the kingdom of God unless they are born again.”

Everyone alive has already had a physical birth, but you also need a Spiritual birth (relationship with Jesus) to be able to go to heaven.

4 Chapter Gospel

Today's focus is: Rescue

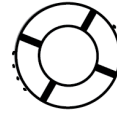
CREATION



FALL



RESCUE



RESTORATION



Catch: Have you ever wanted to ask a question, but you were afraid to ask it because someone might laugh? What did you do? Did you just walk away without asking, or did you go to the leader or your parent and ask it when no one else was around? If you had lived when Jesus was on earth, what questions would you have asked Him? Have you ever asked how to get to heaven? In our lesson today, we are going to learn about Nicodemus. He found Jesus at night because he had a question.

Know: John 3:1-21

- Nicodemus was an important Jewish leader. He was a Pharisee. (John 3:1)
- Nicodemus came to Jesus at night time with an important question. (John 3:2)
- Nicodemus knew that Jesus was a good teacher and that He came from God. (John 3:2)
- Jesus already knew why Nicodemus had come. He told Nicodemus that he could not be in God's Kingdom, heaven, unless he was “born again.” Read our lesson verse. (John 3:3)
- Nicodemus was confused. What did it mean to be born again? (John 3:4)
- He was a man. How could he become a baby growing inside his mother? (John 3:4)
- Jesus explained to Nicodemus, “When you are born physically, you have parents and you get a body. (John 3:6)
- When you see a person, you see their body. Looking at them, you don't know whether they are a good or bad person.
- To be “born again” or “spiritually,” you must be born from the Holy Spirit. (John 3:6)
- To be “born again” you need to invite Jesus to be part of your life. (John 3:15)
- Jesus used wind as an example: He said, Wind blows. You hear it, but you don't see it, and you don't know where it is going. (John 3:8)
- When we invite Jesus (Spirit) into our life, we can't see Him, but we know He is there because our actions and behavior will change. We will make better choices.
- Jesus was telling Nicodemus that he needed a relationship with Him. (John 3:16-18)
- To begin a relationship with Jesus, you must first understand that you sin and need a Savior to RESCUE you from your sin.
- Then you pray and ask Jesus to forgive you of your sin and give you a new life. That is when you are “born again.”
- Jesus shares John 3:16– “For God so loved the world that He gave His one and only Son that whoever believes in Him will not perish but have eternal life.” Jesus died on the cross and if we believe in Him we will be born again and have eternal life in heaven.
- Jesus told Nicodemus that He came to save the world, not to judge it. (John 3:17)
- If we begin a relationship with Jesus and follow Him, we will not be found guilty when we come to God. (John 3:18)
- This lesson offers RESCUE. Jesus is our RESCUER. He died on the cross. We each need Jesus to be “born again.” If we are not “born again,” then we can't go to heaven.
- Nicodemus thought he was an important and good man, but Jesus showed him that he had a need. He needed to be “born again.”

Questions for application and understanding

What does it mean to be born again?
Have you been born again?
Do you have a relationship with Jesus?

Live it out and additional resources

Blow up a balloon. You can't see the air inside but you know it is there because now the balloon is filled. That is like having Jesus.

Series C Unit 4 Lesson 3

Parable of the Lost Sheep

Truth: God and the angels in heaven rejoice when a sinner repents of sin.
Response: Begin a relationship with Jesus and turn away from sin.



Luke 15:7b- ...there will be more rejoicing in heaven over one sinner who repents than over ninety-nine righteous people who do not need to repent.

The angels in heaven are happier when one sinner turns away from sin than they are about the ninety-nine who are already following God.

4 Chapter Gospel

Today's focus is: Fall/Rescue

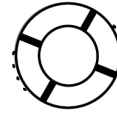
CREATION



FALL



RESCUE



RESTORATION



Catch: Start with 100 cotton balls. Glue 99 of them on a piece of paper. (*Ten neat rows of ten each except for one open spot makes it easy to identify the loss.*) You can choose to hide the other cotton ball for the students to find or you can simply know where it is and hold it up when you are teaching.

Today we are going to learn about a shepherd who owned 100 sheep. One was missing. He still had 99 that were safe. What should he do?

Know: Luke 15

- Jesus was always teaching. Sometimes he taught through miracles and stories that really happened and sometimes He taught using parables. Parables were stories that had a deeper meaning.
- Our lesson today is a parable.
- A shepherd (person who takes care of sheep) had 100 sheep.
- It was the shepherd's job to protect the sheep from wild animals and harmful situations and to provide food and water.
- Sheep need help finding green grass to eat and clean, slow moving, or pooled water to drink.
- One of the sheep got lost.
- The shepherd still had 99 sheep.
- The shepherd left the 99 sheep that were safe in the field while he searched for the lost sheep.
- There were lots of dangers for the sheep.
- Lions, bears, wolves, steep cliffs, holes in the ground were all problems for sheep.
- The shepherd loved his sheep so much that he searched for it until he found it. It was special to him.
- You may have seen pictures of a shepherd with a little lamb wrapped around his shoulder, but I want you to think about a shepherd with a full grown sheep wrapped around his shoulder. The sheep might have been 175-200 pounds.
- When the shepherd found the sheep, he joyfully put it on his shoulders and carried it back to the others.
- The shepherd was so excited to find his sheep that he called his friends together to share his joy.
- "Rejoice with me; I have found my lost sheep."
- Now, I want you to think about us. If you love Jesus and have a relationship with Him, you are like one of the 99 sheep and you are safe. If you don't have a relationship with Jesus, you are like the sheep that got lost.
- Jesus is the shepherd. He is looking for each one who doesn't have a relationship with Him.
- Jesus knows there are dangers in this world. He knows the Devil wants to destroy us. (1 Peter 5:8)
- When Jesus finds us and we understand that we sin and need Him to forgive us, and we pray to begin a relationship with Him, we are found.
- The shepherd called his friends to rejoice when he found his sheep.
- When we are found by Jesus, there is rejoicing in heaven.
- Luke 15:7 says, "I tell you that in the same way there will be more rejoicing in heaven over one sinner who repents than over ninety-nine righteous persons (*those who already have a relationship with Jesus*) who do not need to repent."
- This lesson covers FALL and RESCUE. The sheep (sinners) are lost. That is FALL. The Shepherd (Jesus) finds us and that is RESCUE.

Questions for application and understanding

What is a parable? Who is the real shepherd? Who is the real shepherd looking for? Has the shepherd found you? Do you want to be found?

Live it out and additional resources

Read Luke 15. Jesus told 3 parables in this chapter.
Draw a picture of each of the parables.

Unit 4 Review

The first lesson of this unit involves fishing and Jesus inviting men to become fishers of men. Using the fishing pole visual from Lesson 1, attach a magnet to the end. Cut little fish from card stock and place a paperclip on each one. Place the fish on a blue piece of poster board cut in the shape of a lake... Each fish should have points written on the back. (5, 10, 20)

Today we are going fishing. We will have two teams. When your team answers a question correctly, you will go fishing. When a fish is caught, we will look at the back of the fish and find out how many points your team will receive.

1. When Jesus started his ministry on earth, he chose to be baptized even though he never sinned. Who baptized Jesus? (*John the Baptist*)
2. Jesus went into the wilderness after He was baptized. He wanted to be prepared to serve God. Then Jesus began to choose special helpers. These helpers/friends were called _____. (*disciples*)
3. Jesus chose some fishermen to be disciples. Name two fishermen who became Jesus first disciples. (*Simon Peter, Andrew, James, John*)
4. Simon Peter and Andrew had fished all night and hadn't caught any fish when Jesus came to them. Jesus used their boat so He could teach the crowd of people. When He was done teaching the people, what did Jesus ask Peter to do with the fishing nets? (*Put them into the water to catch fish.*)
5. Peter was obedient and put the nets into the water. What happened? (*He caught so many fish that he had to ask his partners to come help*)
6. What happened when Jesus invited Peter, Andrew, James, and John to be fishers of men? (*They left everything and followed Jesus*)
7. A fisher of men does not use nets to catch people. What does it mean to be a fisher of men? (*Tell people about Jesus*)
8. Each week you leave your school class to attend Bible Adventure. How can you become a fisher of men for your class? (*tell them about Jesus and invite them to Bible Adventure.*)
9. Recite Matthew 4:19, "Come _____" Jesus said, "_____." (*"Come follow me," Jesus said, "and I will send you out to fish for people."*)
10. Remember Nicodemus, the man who came to visit Jesus at night. Why do you think he came to see Jesus at night instead of during the day? (*fear, didn't want to be seen with Jesus, maybe he was shy*)
11. What did Nicodemus call Jesus? Who did he think Jesus was? (*great teacher*)
12. Jesus told Nicodemus that no one can see the Kingdom of God unless he is born again. What is the Kingdom of God? (*heaven*)
13. You must be born again to go to heaven. Does that mean you have to be a baby inside your Mom again? (*no*)
14. To be born again, you must have a relationship with Jesus. What special thing did Jesus do for us so we could go to heaven? (*He died on the cross for our sins*)
15. How many ways are there to go to heaven? (*one, only Jesus*)
16. If I read my Bible and go to church and pray, will that be enough to get me to heaven? (*no, only through Jesus*)
17. If a friend asked you how to go to heaven, what answer would you give? (*You need to have a relationship with Jesus. He died on the cross for your sins.*)
18. Sometimes when Jesus was teaching, he told parables. What is a parable? (*It is a story with a bigger meaning. The story may not have happened, but it teaches us something.*)
19. Jesus told a story about a shepherd and sheep. How many sheep did the shepherd have and how many got lost? (*He had 100 sheep and 1 got lost*)
20. What did the shepherd do when he realized that one sheep was missing? (*He went looking for it*)
21. How are we like the lost sheep? Who comes looking for us? (*We wander away from God and Jesus comes looking for us*)
22. The lost sheep faced danger. There could have been wild animals or maybe it was hungry, thirsty, cold, hurt... What are dangers we face in our life that show we need to be rescued by Jesus? (*Satan tempts us to make bad choices*)
23. Fill in the missing words, "There will be more _____ over one sinner who repents than over _____ righteous people who do not need to _____." Luke 15:7b (*rejoicing in heaven, ninety-nine, repent*)
24. What does the word "repent" mean? (*to turn away from what we are doing and go the other way*)

Series C Unit 5 Lesson 1

Jesus Heals a Paralytic

Truth: God wants me to ask Him for things I need and look for Him.
Response: Come to Jesus and ask Him for help.



Matthew 7:8- For everyone who asks receives; the one who seeks finds; and to the one who knocks, the door will be opened.
God wants us to pray to Him. He wants us to ask Him for things. He will choose to answer when we ask.

4 Chapter Gospel

Today's focus is: Rescue

CREATION



FALL



RESCUE



RESTORATION



Catch: A little boy in another country wore leg braces. He needed socks to wear under the braces. He prayed for socks. In our country a shoebox was packed with socks. It was so full of socks that there was only room for a few pieces of candy to be added. The workers shipping the box prayed that a child receiving the box wouldn't be too disappointed when his box only had socks.. The boy was thrilled. He prayed and God answered His prayer from thousands of miles away. Today we are going to learn that we need to ask, seek, and knock and God will answer. You need to pray repeatedly.

Know: John 5:1-16

- Our lesson today is a RESCUE. Jesus RESCUED a man who couldn't walk.
- Jesus was continually telling people about God and healing sick people.
- Jesus traveled to Jerusalem for a special Jewish celebration. (John 5:1)
- In Jerusalem there was a pool where people who were sick, blind, lame were brought. (John 5:3)
- At times, the Angel of the Lord would come and stir the water. (John 5:4,7)
- The first person to get in the water would be healed. (John 5:7)
- Jesus found a man lying there who had been sick for 38 years waiting to be healed. (John 5:5)
- Jesus asked the man, "Do you want to get well?" (John 5:6)
- How often do you think this man prayed and asked to be healed?
- The sick man didn't know who Jesus was. (John 5:7&13)
- He said, "There is no one to help me into the pool when the water starts moving. Someone else always gets in first." (John 5:7)
- Jesus said, "Stand up. Pick up your mat and walk." (John 5:8)
- The man picked up his mat and started to walk. (John 5:9)
- Jesus healed this man on the Sabbath. (John 5:9)
- Jews didn't work on the Sabbath and carrying a mat was considered work. (John 5:10)
- The Jews questioned the man for carrying his mat. (John 5:10-11)
- He answered, "The man who healed me told me to carry my mat." (John 5:12)
- The man didn't know who Jesus was and Jesus had disappeared in the crowd. (John 5:13)
- Jesus found the man in the temple later and He said, "Now you are healed. Stop sinning or worse things will happen to you." (John 5:14)
- The healed man told the Jews that Jesus had healed him. (John 5:15)
- The Jews started to treat Jesus badly. (John 5:16)
- Jesus didn't stop doing good. His Father God never stops either. We need to keep asking and seeking and knocking and God will answer. (John 5:16)
- Read the lesson verse. We need to ask, seek, and knock and then the door will be opened. KEEP PRAYING!
- What are you asking God for today? Have you asked Him for the gift of salvation? Have you begun a relationship with Jesus? The man in our story needed physical and spiritual healing. Do you need spiritual healing?

Questions for application and understanding

How often do you ask God for something? Do you ask once or do you keep going back and talking to God again and asking again? What does God want us to do?

Live it out and additional resources

Make a list of 5 things you want to see God do for you and your family. *This doesn't include asking for lots of money...*

Series C Unit 5 Lesson 2

Jesus Walks on Water

Truth: Jesus is always protecting us so we don't need to be afraid.

Response: Hold on to Jesus even when life is hard.



Matthew 14:27- But Jesus immediately said to them: "Take courage! It is I. Don't be afraid."

Jesus told the disciples they didn't need to be afraid because He was the one walking toward them on the water.

4 Chapter Gospel

Today's focus is: Rescue

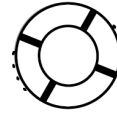
CREATION



FALL



RESCUE



RESTORATION



Catch: Have you ever been afraid? What are some things that you fear? Perhaps you fear snakes, spiders, wild animals... Maybe you are afraid of water. You may be afraid that your family is going to separate or you will have to move or you won't do well in school. There are lots of things we can be afraid, of but Jesus is always with us. Even adults have fears. In our lesson we will learn that the disciples were afraid.

Know: John 6:16-21

- Jesus had just spent the day teaching a large crowd of people and healing them. (John 6:2-5)
- Then Jesus finished the ministry day by feeding 5,000 men, plus women and children with a boy's lunch. (John 6:9-11)
- At the end of the day, the disciples went down to the lake to travel to Capernaum. (John 6:16-17)
- They got into a boat and started across the lake. (John 6:17)
- It was dark. (John 6:17)
- Jesus was not in the boat. (John 6:17)
- A strong wind was blowing and the waves were getting bigger. (John 6:18)
- The disciples had rowed about three to four miles across the lake. (John 6:19)
- (Jesus was in Bethsaida and was going to Capernaum about 6 miles according to Google.)
- Jesus came walking across the lake toward the boat. (John 6:19)
- Remember it was dark. (John 6:17)
- The disciples were afraid. (John 6:19)
- Jesus said, "Don't be afraid. It is I." (John 6:20)
- Jesus got into the boat. (John 6:21)
- Immediately the boat was at the other side of the lake. (John 6:21)
- The Bible doesn't say that Jesus calmed the storm but we can assume He did.
- This is one of the many miracles in the Bible.
- Each miracle is 100% true.
- The Bible is 100% true.
- We need to believe the Bible.
- Jesus told the disciples not to be afraid. We shouldn't be afraid because Jesus is always with us. (John 6:20, Isaiah 41:10)
- Jesus tried to calm down the disciples. In our verse he says, "Take courage! It is I. Don't be afraid."
- This is a great verse to memorize.
- What are some things that might happen to you that could cause fear?
- What are you going to do when you face a fearful situation?
- Jesus is our RESCUER.
- Jesus RESCUED the disciples from the storm. He got in their boat.
- Are you in the boat with Jesus? Has He RESCUED you from your sin?
- Talk to your teacher or listener today and make Jesus your RESCUER.

Questions for application and understanding

There will be times when we are afraid. Who is always there for us when we are afraid? Jesus is our RESCUER.
Have you allowed Jesus to RESCUE you?

Live it out and additional resources

Write out a list of 5 things you are afraid of.
Pray and ask God to take away your fears.
Crumble the paper and throw your fears away.

Series C Unit 5 Lesson 3

Jesus Raises Lazarus from the Dead

Truth: Jesus is the only way to God.

Response: Begin a relationship with Jesus so you can see God.



John 14:6- Jesus answered, "I am the way and the truth and the life. No one comes to the Father except through me."

Jesus is the one and only way to get to God in heaven.

4 Chapter Gospel Today's focus is: Rescue

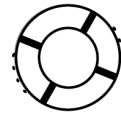
CREATION



FALL



RESCUE



RESTORATION



Catch: Draw a ball diamond on a white board. First base is the cross, second base is a church and third base is a Bible. Home plate is heaven. Tell a story about a baseball player that hit the ball and ran the bases. His goal was home to score a run. He missed 1st base and the umpire called him out. In our life we are running the bases. We go to church and read our Bible and want to go to heaven but sometimes we miss home base, the cross, beginning a relationship with Jesus. In our lesson today, we will learn about a man who Jesus RESCUED.

Google Ke'Bryan Hayes, Pirates 2021 error to read an actual account.

Know: John 11

- Our focus today is RESCUE. Jesus is our RESCUER. He provides the only way possible for us to go to heaven.
- RESCUE answers the questions: Can anything be done? How does Jesus fix this broken world?
- John 14:6 is our lesson verse. Jesus answered, "I am the way and the truth and the life. No one come to the Father except through me."
- Jesus says He is "the way", "the truth", and "the life". He doesn't say He is "A way, A truth and A life... No, He is "THE..."
- The 2nd half of the verse says, "NO ONE comes to the Father except through me." That means there is not another way to heaven.
- Jesus had many friends while He was on earth, including his disciples.
- Mary, Martha, and Lazarus, 2 sisters and a brother, were Jesus' friends who lived in Bethany. (John 11:5)
- Lazarus, the brother, became sick. (John 11:2)
- The sisters sent a message for Jesus to come to Lazarus. They said, "Lord, the one you love is sick." (John 11:3)
- Jesus received the message but didn't go to heal Lazarus. (John 11:5)
- Lazarus died. (John 11:11-14)
- Jesus told his disciples that they were now going to Bethany so they could believe. (John 11:15)
- Jesus and the disciples traveled to Bethany. (John 11:17)
- Lazarus had been dead four days. (John 11:17)
- Martha met Jesus before he got to their home and then sent for Mary (John 11:21-32)
- Jesus loved Lazarus so much that when he saw others crying over the loss of Lazarus, he cried. (John 11:35)
- Martha and Mary went with Jesus to the tomb where Lazarus' body was laying. (John 11:38)
- Jesus asked for the stone to be moved away from the tomb. (John 11:39)
- Martha reminded Jesus that Lazarus had been dead for four days and his body would smell bad. (John 11:39)
- After the stone was moved, Jesus prayed to God. "Father, I thank you that you have heard me. I knew that you always hear me, but I said this for the benefit of the people standing here, that they may believe that you sent me." (John 11:41-42)
- Jesus called in a loud voice, "Lazarus, come out!" (John 11:43)
- Lazarus came back to life. (John 11:44)
- Jesus did this miracle so we (people) could see who he really was. God's Son, the Savior. Look at our lesson verse again. Jesus says, "I am the way, the truth, and the life. No one comes to the Father except through me. (John 14:6)

Questions for application and understanding

Can you imagine watching Lazarus come out of the tomb? If you had been there, would you have believed that Jesus was the Savior?

Live it out and additional resources

Memorize the lesson verse. Pray and ask God to help you always remember that Jesus is the only way to heaven.

Unit 5 Review

This review will look different than the review from previous units. You can divide the students into groups and allow each group to act out one of the lessons, or they can draw the posters to go with the Bible narrative. I divided the lessons into verses that would be easy to draw. Have the students look up the verses in the Bible for themselves. When completed, the students come up to the front and put the lesson together in the right order and retell their part of the story. Note: Make sure you don't force students to draw. Some are intimidated with drawing.

Lesson 1

John 5:2-3

John 5:5-6

John 5:7-8

John 5:14-15

- What was wrong with the man in the story? (couldn't walk)
- Where was he? (by the pool)
- What did Jesus ask the man? (whether he wanted to be well.)
- How long had he not been able to walk? (38 years)
- What did Jesus do for the man? (told him to get up and walk)
- When the Jewish leaders asked who healed him, what did he say? (First he didn't know Then later he answered "Jesus.")

Lesson 2

John 6:16-17

John 6:18-19

John 6:20-21

- What time of day did this story take place? (evening, night)
- Where were the disciples? (in a boat on the lake)
- What was the weather like? (stormy, strong winds and rough waters)
- How far across the lake were the disciples when Jesus came to them? (3-4 miles)
- How did Jesus get to the disciples? (walking on the water)
- How would you feel if you were in a boat in the middle of a lake and someone came walking to you on the water?
- How did the disciples feel when they saw someone walking on the water? (afraid)
- What did Jesus say to calm them down? (It is I. Don't be afraid).
- After Jesus got into the boat, how long did it take for the boat to reach the other side of the lake? (Immediately they arrived)

Lesson 3

John 11:1&3

John 11:11-14

John 11:19

John 11:43-44

- Who was sick? (Lazarus)
- Who were Lazarus' sisters? (Mary and Martha)
- Why do you think Mary and Martha sent a message to Jesus? (They wanted Jesus to know and they hoped he would heal Lazarus.)
- What happened to Lazarus? (He died.)
- Who came to comfort Martha and Mary in their sadness? (Many Jews)
- What did Jesus say while standing in front of Lazarus' tomb? (Lazarus come out)
- What did Lazarus do when Jesus commanded him to come out of the tomb? (He came back to life.)

Series C Unit 6 Lesson 1

Prayer: Talk to God

Truth: God hears us and listens to us.

Response: Talk to God every day and know that He is listening to me.



Jeremiah 29:12-Then you will call on me and come and pray to me, and I will listen to you.

God will listen to us when we pray to Him.

4 Chapter Gospel

Today's focus is: Restoration

CREATION



FALL



RESCUE



RESTORATION



Catch: Bring your cell phone to class. Dial a number that you know will go straight to voice mail. Put the phone on speaker so the class will hear the message. "I just made a phone call and the person I called didn't answer. This frustrates me. I really had something important to say." Has this happened to you? Today we are going to learn about prayer. Prayer is talking to God. God is never too busy to answer. He is always ready to listen. Your prayer call will not go to voice mail.

Know: Matthew 6:5-15

- This unit will be on prayer. (Talking to God, Confessing to God and Forgiving like God)
- Prayer is talking to God.
- Once Jesus has RESCUED you from your sin, you need to answer the question, "How can I join God now in His work?"
- You can join God by praying...talking to God. Part of the Four Chapter Gospel is RESTORATION.
- Prayer is part of RESTORATION, joining God.
- Jeremiah 29:12 says, "Then you will call on me and come and pray to me, and I will listen to you."
- Our lesson comes from Matthew 5. This is part of Jesus' "Sermon on the Mount."
- Jesus taught the people how to pray.
- First Jesus told them not to be hypocrites. They were not supposed to say one thing and do the other.
- Jesus didn't want them to pray just to get attention. People wanted to look spiritual.
- Jesus said, "Go into your room and close the door. Then pray."
- Jesus said God would be able to see them pray and reward them for their faithfulness in talking to Him.
- We need to pray for things that are important to us. Some people just pray words.
- God knows what you need before you pray, but He wants to hear from us.
- We pray to God in heaven. He is holy so we need to pray with respect. God made the universe and deserves the best from us- Our Father which art in Heaven, Hallowed be your name.
- We pray with complete trust. We say Your kingdom come, Your will be done on earth as it is in heaven. We want to see God's perfect kingdom inside of us.
- We pray asking God to meet our needs- Give us today our daily bread. This doesn't mean we have fancy/expensive foods... just food to keep us healthy and materials to meet our needs.
- Jesus reminds us that we need to forgive others if we want to have forgiveness from Him. He says, "Forgive us our debts (what we owe) as we forgive our debtors (those who owe us)."
- When we pray, we also need to ask God for help so we will not do what Satan wants us to do.- And lead us not into temptation but deliver us from evil.
- Practice praying this week. Start your prayer with Dear God or Dear Heavenly Father...
- Thank God for who He is. Awesome, powerful, all-knowing, eternal, faithful, gracious, forgiving...
- Ask God to meet your needs.
- Ask God for forgiveness and the ability/willingness to forgive others.
- Pray for God to keep you from doing things that Satan tempts you to do.

Questions for application and understanding

What is prayer? Do you talk to God? Where can you talk to God? What can you pray for?

Live it out and additional resources

Write a prayer to God. Show respect, ask for forgiveness, thank Him for what he gives you and ask Him to help you stay on the right track.

Series C Unit 6 Lesson 2

Prayer: Confess to God

Truth: God will forgive me if I confess my sin.

Response: Talk to God when I sin and ask Him to forgive me.



I John 1:9- If we confess our sins, He is faithful and just and will forgive us our sins and purify us from all unrighteousness.

Even after we begin a relationship with Jesus and are forgiven of our sins, we will sin again.

Then we need to confess again and Jesus will forgive and cleanse us from all wrongs.

4 Chapter Gospel

Today's focus is: Fall/Rescue/Restoration

CREATION



FALL



RESCUE



RESTORATION



Catch: Have you ever messed up big time? What did you do when you realized your mistake? Did you run from your problem or did you try to fix it? *A boy was playing ball in the back yard. The ball didn't go the right direction and a window was broken. Instead of running and hiding, the crying boy went to his bedroom, got his wallet, and took it to his Dad. He explained about the broken window and offered to pay for the repair. He confessed his wrong. Dad forgave him.* In our lesson today, we are going to learn about someone who needed to confess but wasn't sorry. Do you think God likes that attitude.

Know: Jonah

- Jonah was a prophet of God. It was his job to share God's message, but Jonah didn't want to preach. (Jonah 1:1-3)
- God wanted Jonah to go to Nineveh and tell them they were very bad and He was going to destroy them. (Jonah 1:2)
- Jonah didn't want to preach to the people in Nineveh because they were evil, and he knew God would forgive if they repented (turned away) from their sin. (Jonah 3:10)
- Jonah ran away from the Lord. He bought a ticket to ride a ship going away from Nineveh. (Jonah 1:3)
- The Lord sent a strong wind that made the water on the sea rough. (Jonah 1:4)
- The sailors were afraid the ship was going to break-up, so they threw cargo overboard to lighten the ship. (Jonah 1:4-5)
- Jonah was asleep. (Jonah 1:5-6)
- The captain woke Jonah up and told him to pray to his God so his God might rescue them. (Jonah 1:6)
- The other sailors decided to cast lots to see who was responsible for the storm. (Jonah 1:7)
- The "lot" showed that Jonah was responsible for the storm. The sailors asked lots of questions. (Jonah 1:7-8)
- Jonah told them he was running away from God. He also told them God made the sea and land. (Jonah 1:9-10)
- Jonah told the sailors to throw him overboard into the sea to make the storm stop. (Jonah 1:11-12)
- The men tried to return to land but couldn't, so they threw Jonah overboard. (Jonah 1:13)
- God saved Jonah by having him swallowed by a big fish. (Jonah 1:17)
- Jonah had three days to think and pray inside the fish. He asked God for a second chance. (Jonah 1:17)
- God gave Jonah another chance. (RESCUE and RESTORATION) The big fish spit Jonah out on dry land. (Jonah 2:10)
- God told Jonah to go to Nineveh and preach to the people. Jonah obeyed. (RESTORATION) (Jonah 3:1-3)
- Jonah told the people that God was going to destroy them in forty days if they didn't confess their sin/evil. (Jonah 3:3-4)
- The King heard the message and repented. He told his people to cry out to God and turn from their evil. (Jonah 3:6-9)
- God saw that the people were sorry so he decided not to destroy their city. (RESCUE) (Jonah 3:10)
- Jonah described God: "You are a God who is kind and shows mercy... You have great love. I knew you would forgive rather than punish..." (Jonah 4:2-3)
- God cares about you. He wants you to repent of your sin and follow Him. That is RESCUE.
- Our verse tells us we need to "confess" and God will forgive us of all "unrighteousness." (I John 1:9)
- Has Jesus RESCUED you from your sin?
- Ask Jesus to forgive you today and begin a relationship with Jesus.
- If you already have a relationship with Jesus but you have sin in your life, read I John 1:9 and confess your sin.

Questions for application and understanding

We are hard on Jonah for not obeying, but when have you disobeyed God? Are you glad God didn't get your attention by sending a fish?

Live it out and additional resources

Each of us sins even when we are trying to live for God. Confess your sin to God and ask Him to forgive you.

Series C Unit 6 Lesson 3

Forgive Like God

Truth: God will forgive me if I forgive others who do wrong to me.
Response: Pray and ask God to help me forgive others.



Matthew 6:14- For if you forgive other people when they sin against you, your heavenly Father will also forgive you.

If we forgive other people when they do wrong to us, then God will forgive us when we sin.

4 Chapter Gospel

Today's focus is: Fall/Rescue/Restoration

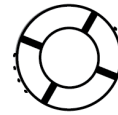
CREATION



FALL



RESCUE



RESTORATION



Catch: Write the word "FORGIVE" three times. Write it with a pencil on paper, with a dry erase marker on a white board and with a permanent marker on a paper. Now try to erase "Forgive". The pencil will leave a slight mark behind. The white board will be clean and the permanent marker doesn't change. Which way do you forgive others? Which way do you want others to forgive you? How do you want God to forgive you?

Know: Matthew 6:5-15, Matthew 18:21-35

- Today our Four Chapter Gospel is focusing on FALL and RESCUE.
- We sin. That is FALL. We need forgiveness. That is RESCUE.
- Our lesson today is all about forgiveness or RESCUE.
- When someone does something wrong and it hurts you, are you ready to forgive?
- Our verse says, "For if you forgive other people when they sin against you, your heavenly Father will also forgive you."
- Do we want God's forgiveness?
- Are we willing to forgive others?
- In our Bible narrative Jesus told a story (parable) about a servant who owed the King money.
- The king decided he wanted everyone to pay him what they owed.
- The servant owed millions of dollars that he couldn't pay.
- The king ordered that everything the servant owned should be sold to pay the bill.
- The servant begged the king to give him more time to pay the bill.
- The king felt sorry for the servant and told him he did not have to pay at all.
- He should have been happy with this decision...
- This servant, who was just forgiven millions of dollars, found another man who owed him a few dollars.
- This man couldn't pay and asked for mercy. The servant refused to give him time to pay and had him put in prison.
- Other servants were watching and reported the story to the king.
- The king wasn't happy. He forgave the first servant's large debt, but that servant wouldn't forgive a small debt.
- The king called the first servant in and had him put in prison until he could pay his bill.
- The King is like our heavenly father, God. He is ready to forgive us of our sin, but we need to be willing to forgive others when they do something bad to us.
- If we don't forgive others, God won't forgive us. Read the lesson verse.
- Do you need God's forgiveness?
- Do you need to forgive someone who has done something to you?

Questions for application and understanding

Do we need to forgive others when they do something wrong to us? Do we need God's forgiveness?
Is it easy to forgive? Is it easy to ask for forgiveness?

Live it out and additional resources

Write out a list of things you need to forgive others for doing to you? Pray and forgive.
Ask God to forgive you for doing wrong?

Unit 6 Review

For this review, you will need pieces of yarn cut to different lengths, ranging from 6 inches to 15 inches. Flip an empty egg carton upside down and make a hole in each area that cradles an egg. Put the yarn pieces in the egg carton with an end sticking through a hole.

Divide the students into teams. When the student answers a question correctly, he pulls one piece of yarn from the carton and stretches it out on the floor. Each student does the same thing when they answer a question. With each correct answer, a piece of yarn is pulled from the carton and laid end to end with the previous pieces of yarn. The team with the longest yarn wins.

1. What is prayer? *(Talking to God)*
2. Who taught the disciples to pray? *(Jesus)*
3. When we pray, we are talking to God. How does God speak to us? *(through His Word, the Bible, and through others teaching us what the Bible says.)*
4. When should we pray? Name 3 times we should pray. *(before eating, before bed, when getting up, when riding the bus to school, when sitting in class, before a test, when scared, when sick...)*
5. Jesus taught the disciples how to pray. He used the Lord's Prayer as a model. It starts out, "Our Father in heaven." Who is our Father in heaven? *(God)*
6. The next part of the prayer says, "Hallowed be your name." Hallowed means holy. You are talking to the God who made the whole world. How should you treat God? *(with respect, honor...)*
7. When we pray the Lord's Prayer, it says, "Give us today our daily bread." What does that mean? *(We can ask God for the things we need. That doesn't mean the extras, but the basics.)*
8. Quote Jeremiah 29:12- "Then... *(Then you will call on me and come and pray to me, and I will listen to you.)*
9. Even after we become a Christian, we still sin, even when we try to be obedient. What should we do when we sin? *(Confess it to God and ask for forgiveness)*
10. Quote I John 1:9- *(If we confess our sins, He is faithful and just and will forgive us our sins and purify us from all unrighteousness.)*
11. Jonah was a prophet. It was his job to go around and share God's message with people. God told him to go to Nineveh. How did Jonah feel about this? *(He didn't want to go)*
12. What did Jonah try to do so he wouldn't have to go to Nineveh? *(He tried to run away from God. He got on a ship sailing away from Nineveh.)*
13. Jonah got on the ship and decided to lie down and sleep. What happened while Jonah was asleep? *(a violent storm came up)*
14. The sailors tried different ways to keep the ship safe in the storm. Nothing helped. They finally woke Jonah up. What did they ask Jonah to do to help them? *(Pray to His God.)*
15. The sailors cast lots to see who was responsible for the storm. The lot fell on Jonah. Jonah had to explain why he was guilty. What did he say? *(He told them he was responsible for the storm because he was running away from God.)*
16. What happened when the sailors finally threw Jonah overboard? *(The storm stopped)*
17. What happened to Jonah when he was thrown overboard? *(He was swallowed by a huge fish).*
18. Three days after being swallowed by the fish, the fish threw Jonah up on the beach. Jonah was ready to obey God. He took a message to Ninevah. What was the message? *(They needed to change and turn to God.)*
19. Did the people of Ninevah change? Did they confess their sins? *(Yes)*
20. What does it mean to forgive someone? *(When they do wrong to you, you let it go and don't stay angry with them. You give them another chance.)*
21. Jesus told a story about a man who owed lots of money. The man begged the king to forgive him, What did the king do? *(He forgave him.)*
22. The man who had been forgiven found a man who owed him a small amount of money. What did he do with that man? *(He had him thrown into prison. He showed no mercy...)*
23. When the king learned that the man didn't forgive the man who owed him a small amount of money, what did he decide to do with the first man? *(He had him thrown into prison)*
24. Quote I John 1:9 "For if you... *(forgive other people when they sin against you, your heavenly Father will also forgive you.)*

Series C Easter 1


Truth: God loves me so much that He sent Jesus to die for my sins so I can have eternal life.

Response: Recognize that Jesus died for my sins. Begin a relationship with Jesus if I haven't already.



John 3:16- For God so loved the world that He gave His one and only Son that whoever believes in Him shall not perish but have eternal life.

God loved the world so much that He gave us His only Son, Jesus to rescue us from sin. Jesus died for our sins and came back to life so we can have eternal life if we believe.



Catch: Have you ever made a choice to do something to help someone else? Maybe you went outside on a cold, windy, snowy day to shovel snow for a neighbor with health problems. How did you feel knowing you helped someone. In our lesson, Jesus did something to help us. He chose to die on the cross so we could have eternal life. We couldn't do this for ourselves.

Know: Matthew 21, 26-27, Mark 11-15, Luke 19-24, John 12-19

- Today's Four Chapter Focus is RESCUE. We fall (sin). Can anything be done? Yes, Jesus died to RESCUE us.
- The lesson verse is John 3:16. "For God so loved the world that He gave his one and only Son that whoever believes in Him shall not perish but have eternal life."
- God loves us and wants us to live in heaven forever, but we sin and that separates us from God. (John 3:16, Rom 6:23)
- God asked Jesus to die on the cross so we could have eternal life. We need to believe in Jesus. (John 3:16)
- Jesus had a ministry on earth for about three years.
- It was almost time for Jesus to die on the cross. He knew this, but he still wanted to teach the disciples. (John 13:1)
- Jesus sent 2 disciples to Jerusalem to find a donkey that they could bring to Him. (Matt 21:1-3)
- Jesus rode the donkey into Jerusalem while the people praised Him. (Matt 21:6-10)
- The disciples went to a special room to share a meal. There was no servant to wash their dusty feet. (John 13:4-5)
- Jesus chose to be the servant. He poured water into a basin and washed and dried their feet. (John 13:4-14)
- Jesus ate a special meal with His disciples. (John 13, Luke 22:10-20)
- Jesus also told the disciples that one disciple was going to betray Him (by selling him to soldiers). (John 13:21-30)
- Jesus told the disciples that one of them would say 3 times that he didn't know Jesus. (John 13:38, Luke 23:54-62)
- After they ate together, Jesus took a piece of bread and broke it and gave a piece to each disciple. (Matt 26:26)
- Jesus said, "This is my body which is broken for you. Eat this and remember me." (Luke 22:17-19, Matt 26:27-29)
- Jesus also took grape juice and gave it to the disciples. He said, "This is like my blood which is poured out for you. Drink this and remember me. (Luke 22:20)
- Jesus was trying to get them to understand that He was going to die.
- Jesus went to the Garden of Gethsemane to pray. He prayed that God would provide another way for us to have eternal life, but if not, He would die on the cross. (Matt 26:30-39, John 17)
- Soldiers came to arrest Jesus. (Matt 26:47, John 18)
- Jesus was arrested and taken to Pilate and Herod. (John 18)
- Jesus died on the cross for my sins. (Mark 15:25-39)
- Joseph of Arimathea and Nicodemus took Jesus' body and prepared it for burial. (Mark 15:42-46, John 19:38-39)
- After Jesus' body was in the tomb (cave), a large stone was put over the entrance. (Matt 27:60, John 19:41-42)
- Soldiers guarded the tomb so nobody would steal the body. (Matt 27:62-66)
- Look at our verse again. (Read verse) Jesus died so we can have eternal life. (John 3:16)
- Do you have a relationship with Jesus? Have you ever invited Him into your life and confessed your sins to Him?

Questions for application and understanding

How do you know God loves you? Look at John 3:16.
What did Jesus go through so you could have eternal life?

Live it out and additional resources

Memorize John 3:16. Put your name in instead of "world" and "whoever". Pray and thank God for eternal life.

Series C Easter 2

Truth: Jesus came back to life after He died for my sins.

Response: Believe in the resurrection of Jesus and celebrate the reason for Easter.



Matthew 28:6- He is not here; He has risen just as He said. Come and see the place where he lay.

The angel told the women that Jesus was alive. They could check out the tomb where His body had been.

4 Chapter Gospel Today's focus is: Restoration

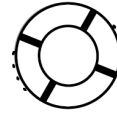
CREATION



FALL



RESCUE



RESTORATION



Catch: Object Lesson: Before class, use a large needle to put a small hole in one end of an egg and a slightly larger hole in the other end. Poke the pin into the hole and stir it around to break the yoke apart. Blow into the small pin hole and blow the contents of the egg into a bowl and throw away. Rinse the egg.

Remember last week Jesus died on the cross. They took his body and put it in a tomb. Today we are going to learn that the tomb was empty. I have an egg with me. We expect to see an egg yolk and white inside this shell but guess what? I am sure you will be surprised to learn it is empty. (Break the egg) In our lesson today, the women who went to Jesus' tomb. What did they find?

Know: Matthew 28; Mark 16; Luke 24; John 20

- Our Four Chapter Focus is Restoration. We answer the question; What will the future hold?
- Our lesson verse provides hope. It says, "He (Jesus) is not here; He has risen just as He said. Come and see the place where he lay." (Matt 28:6)
- When Jesus was alive, He told his disciples that He would die and come back to life. (Matt 17:22-23, Mark 9:30-32)
- Let's review last week's lesson.
- Jesus rode into Jerusalem and the people praised Him. (Matt 21:6-10)
- He ate a special meal with the disciples and washed their feet. (John 13)
- Jesus gave the disciples bread and juice and told them it was like His body and blood. (Luke 22:17-20)
- Jesus went to the garden to pray. (Matt 26:30-39)
- The soldiers arrested Jesus. (Matt 26:47)
- He died on the cross. (Mark 15:35-39)
- Joseph of Arimathea and Nicodemus wrapped His body and put it in a tomb. (Mark 15:42-46, John 19:41-42)
- A large stone was put in front of the tomb. (Matt 27:60)
- Soldiers guarded the body since He had said He would come back to life. (Matt 27:62-66)
- On the first day of the week, women who loved Jesus walked to the tomb to put spices on His body. (Luke 24:1)
- The stone was not in front of the tomb. (Luke 24:2)
- Mary Magdalene, one of the women, ran to tell the disciples that Jesus' body was gone. (John 20:2)
- Peter and John ran back to the tomb to find out if this story was true. (John 20:3-4)
- The cloths that had covered Jesus' body were in the tomb, but Jesus was not. (John 20:5)
- Mary stood outside the tomb crying. She looked into the tomb and saw two angels sitting there. (John 20:11-12)
- She talked to the angels. They asked her why she was crying. (John 20:15)
- Mary turned around and saw Jesus, but she didn't recognize Him. (John 20:14-15)
- Jesus spoke to her and she knew it was Jesus. Mary went to find the disciples. (John 20:16)
- Jesus visited with the disciples that evening, even though they had locked the door. (John 20:19)
- He showed them His hands and feet with the nail holes. (John 20:20)
- Jesus died on the cross and came back to life. He did this so you could have eternal life. (John 3:16) *verse from last week*
- Do you have a relationship with Jesus?
- Pray and begin a relationship with Jesus today.

Questions for application and understanding

People praised Jesus when He rode into Jerusalem, then turned against Him. Have you ever turned FROM him? Have you ever turned TO Him? Turn to Him NOW!

Live it out and additional resources

Take time right now to stop and thank Jesus for taking your place on the cross, for dying for your sins. Tell someone the Good News!