

## The Word Hand

The "Word Hand" shows five very important methods of learning from the Bible. Using this diagram, let's help God's Word have the greatest impact on lives.

### HEARING

*Romans 10:17*

### READING

*Revelation 1:3*

### STUDYING

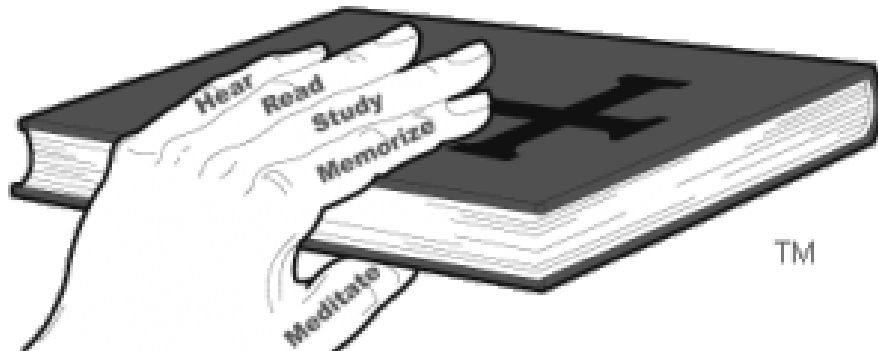
*Acts 17:11*

### MEMORIZING

*Psalms 119:9, 11*

### MEDITATING

*Psalms 1:2, 3*



# Listener Guide

## YEAR 3

### Mission:

Providing opportunities for people to experience life-change through personal encounters with God.

Listener Name \_\_\_\_\_



## GUIDELINES FOR LISTENERS

### Your Three Primary Responsibilities

1. Support all aspects of the CIA program.
2. Lead your small group of students in understanding, memorizing, and applying scripture.
3. Build a relationship with each student in your small group and pray with them.

### Verse Memory Guidelines

- Students should memorize verses before CIA. Help teach them how to do this.
- You may only help each student one time per verse. Three words in a row or the reference is a help.
- Students may recite any verse from the current unit but not previous units once you have moved past a previous unit.
- Bonus verses must be recited in order. NO SKIPPING IS ALLOWED.
- When a student recites a verse, mark it off on the Student card.

### Small Group Time

- You are responsible for the behavior of your students during Small Group time.
- Spend most of your time talking about the lesson, what the verse means and how to apply it, and praying with each student.
- Pray with them and for them each week. Encourage them to pray.
- Once during the unit, the student may receive a point for each lesson verse he/she looks up in the Bible and explains. You may help them locate verses and show them how to use the Table of Contents.
- Devotions can be done each day at home. If a student reads God's word and records a short written entry to show you, they can earn up to 7 points each week (one per day) and an additional point for doing the live it out.

All staff, whether Joy El Generation staff or volunteers, will avoid situations where there is only one adult and one or more children in a room or area that is not readily visible to other staff.

Use discretion with any physical touch, and no physical punishment is permissible.

Student and Parent contact outside of CIA is encouraged. (phone calls, letters...)

## **Prayer- the Hub of the Bible Adventure Ministry- Praying Scripture**

We have students in our schools who will never hear about the love of Jesus except through CIA. Some of those students will only come for a short amount of time. It is our privilege to lift them up in prayer. We need to show how to pray scripture.

Praying scripture may be new to you. To pray scripture, you read the verse and think about what it says and pray it back to God. Sometimes, you can add specifics as you pray the words back to God.

*(Put your student's name in the verses where there is a blank)*

Father God, we ask that you would allow \_\_\_\_\_ to be strong in the Lord and in His mighty power. (Ephesians 6:10)

Heavenly Father, we pray that you will help \_\_\_\_\_ not be ashamed of the gospel because it is the power of God that brings salvation to everyone who believes. (Romans 1:16)

Dear God, please refresh \_\_\_\_\_'s soul. Guide \_\_\_\_\_ along the right paths for your name sake. (Psalm 23:3)

**Try praying other verses for and with your students.**

\*\*\*\*\*

### **Witness Bracelet- Sharing Jesus with others**

**Black- dark bead-Sin-** Romans 3:23- "for all have sinned and fall short of the glory of God."

**Red- Blood of Jesus-** Romans 5:8- "But God demonstrates His love for us in this: while we were still sinners, Christ died for us".

**White- Purity and Cleansing-** I John 1:9- "If we confess our sins, He is faithful and just and will forgive us our sin and purify us from all unrighteousness."

**Blue- Faithfulness of God-** I Corinthians 1:9- "God, who has called you into fellowship with His Son Jesus Christ our Lord, is faithful."

**Green- Growth-** II Peter 3:18- But grow in the grace and knowledge of our Lord and Savior Jesus Christ."

**Yellow-gold- Heaven-** Revelation 21: 1a and 21b- "Then I saw a new heaven and a new earth... The great street of the city was of pure gold, like transparent glass."

## **Fun Ways to Teach Memory Verses**

### **Erase a Word**

Write the words on a dry-erase board. Erase one word or phrase at a time. Then say the verse, remembering the word or phrase that has been erased. Use this same idea with words that have been written on pieces of construction paper (rough up the back with sandpaper or edge of scissors) and place on a flannel board or on a pocket chart.

### **Varied Voices**

Have the group say the verse using a different voice each time. Examples: baby, elderly, husky, squeaky, high-pitched, rapid, slow and drawn out, soft, loud, whisper...

### **Add-A-Word or Subtract-A-Word**

Repeat verse over and over, either deleting the last word from the end each time, or adding a word each time (beginning with the first word).

### **Sign It**

Use sign language to help the students remember the words as they repeat the verse.

### **Verse Puzzle**

Write the memory verse on poster board and cut into pieces. Let the group put the puzzle together. Make two puzzles and have competition between two groups.

### **Verse Ping-pong**

Have two children facing each other. Taking turns, have each child recite the next word of the verse. As soon as the first child finishes the second child should say the next word in the verse. Go back and forth until the verse is completed. Do this several times.

### **Double it**

Say the verse by saying each word once, then twice, then three times.

### **Quieting Verse**

Say the verse in unison, whispering the last word or phrase until the whole verse is being said in a whisper.

## **WAYS TO DISCIPLINE IN Christian In Action**

**DISCIPLINE**– Proverbs 3:11-12 “My son, do not despise the Lord’s discipline and do not resent his rebuke, because the Lord disciplines those he loves, as a father the son he delights in.”

## **The TRAIN Model**

### **T– Tell them what you expect**

Go over the rules and expectations regularly and clearly  
Inform them of specific consequences

### **R– Reward them when they do, Remind them when they don’t**

Affirm them with a compliment when they do obey  
Remind them of the expectations when they don’t obey

### **A– Advise them of the consequences**

Tell the consequences of disobeying after reminding them of the expectation

### **I– Implement the consequences**

Enforce the consequence exactly as you advised them

### **N– No surprises**

Do not discipline suddenly in your anger or with a consequence you did not tell them.

## Verses for Quick Reference

Anger	Ephesians 4:31-32, James 1:19-20
Anxiety	I Peter 5:7, Proverbs 12:25
Bullying	Rom. 12:1-21, I Pet. 3:9-12, Matt. 22:37-40
Complaining	Phil. 2:14-15, Col. 3:23, I Cor. 15:58
Disobedience	Eph. 6:1-3, Acts 5:29, Luke 6:46, James 4:17
Forgiveness	Matt. 6:14, Col. 3:13, I John 1:9, I John 2:12
God is Real	Rom 1:20, Ps. 90:2, Gen. 1:1, John 1:18
Heaven	John 14:1-6, Matt. 7:13-14, Rev. 7:9-12,
Hell	Matt. 25:41,46, Matt. 13:42, Luke 12:5, Rev 21:8
Homosexuality	I Cor. 6:9-11, I Cor. 6:18-20, Prov.1:10, Gal.5:16
Identity in Christ	John 1:12, Gal. 2:20, John 15:15-16, I Cor. 12:27
Lying	Eph. 4:25,29 Ex.20:16, Prov. 12:22, Col. 3:9
Prayer	I Thess. 5:17, I John 5:14-15, Phil. 4:6-7
Prejudice	Gen.11:1, Lev.24:22, John 13:34-35, Acts 10:34
Reincarnation	11 Cor.5:8, Heb.9:27, 11 Cor. 5:8, John 14:1-3
Selfishness	Luke 9:23-24, James 3:16, Phil. 2:1-4, Rom. 15:2
Sexual Immorality	Heb.13:4, I Cor. 6:18-20, Eph. 5:5, Ex. 20:14
Stealing	Eph. 4:28, Ex. 20:15, Mark 10:19, Prov.12:22
Swearing	Ex. 20:7, Eph. 5:4, Col. 3:8, Matt. 15:11
Taming the Tongue	James 1:19, James 3:5-10, Prov. 15:1, Eph. 4:29
Temptation	I Cor. 10:13, Heb. 2:18, Matt. 6:13
Trials	James 1:2-4, Ps. 46:1, James 1:12
Worry	Ps. 55:22, Matt. 11:28, Phil. 4:6-7, I Pet. 5:7

## HELPING A CHILD BEGIN A RELATIONSHIP WITH JESUS

Prepare your heart through God's Word and pray for the leading of the Holy Spirit; then take advantage of all opportunities to share Christ. We have "Decision Cards" available as shown below.

### MY DECISION

I **admitted** my sin to Jesus today.

I **believe** Jesus died for my sins.  
asked Him to take away my sin.

I **come** to Jesus and receive His gift of forgiveness.

Now I am **delighted** to be God's child.

\_\_\_\_ 1. I **began a relationship with Jesus** and am now a child of God and have eternal life!  
*John 3:16*

\_\_\_\_ 2. I already have a relationship with Jesus and now have **assurance** that it is real.  
*John 10:28*

\_\_\_\_ 3. I already have a relationship with Jesus and **want to live for Him** even more.  
*Colossians 3:23*

\_\_\_\_ 4. I will do my best to **daily read my Bible and pray to God**.  
*I Peter 2:2*

\_\_\_\_ 5. I am making **the following decision/commitment**:

Name: \_\_\_\_\_

Date: \_\_\_\_\_

### Salvation Steps

1. **Admit** and confess my sin to God.  
*"There is no one who does good, not even one."*  
Romans 3:12 b
2. **Believe** Jesus loves me and died for my sin.  
*"But God demonstrates his own love for us in this: While we were still sinners, Christ died for us."*  
Romans 5:8
3. **Come** humbly and receive God's gift and forgiveness.  
*"The gift of God is eternal life."*  
Romans 6:23b
4. **Delight** in being a child in God's family.  
*"May the God of hope fill you with all joy and peace as you trust in him."*  
Romans 15:13b

## How to help a student *“Begin a Relationship with Jesus”*

Our students come to us from a wide range of backgrounds and understanding of God and His Word and the promise of eternal life. Some students already have a relationship with Jesus and are growing in their Christian walk, while others have never heard the story of Jesus and His salvation plan.

Several of our lessons are designed with a salvation emphasis. You may have the opportunity to share with your students and pray with them as they begin a relationship with Jesus.

Students must recognize that:

- **Jesus loves him/her.**  
(John 3:16– *“For God so loved the world that He gave His one and only Son, that whoever believes in Him shall not perish but have eternal life.”*)
- **He/she has sinned.**  
(Romans 3:23– *“For all have sinned and fall short of the glory of God,”*)
- **Jesus died for my sins.**  
(1 Peter 3:18– *“For Christ also suffered once for sins, the righteous for the unrighteous, to bring you to God. He was put to death in the body but made alive in the Spirit.”*)
- **Jesus offers the free gift of salvation**  
(Romans 6:23– *“For the wages of sin is death, but the gift of God is eternal life in Christ Jesus our Lord.”*)
- **He/she must confess his/her sins and believe that Jesus rose from the dead.** (Romans 10:9-10 *“If you declare with your mouth, ‘Jesus is Lord,’ and believe in your heart that God raised him from the dead, you will be saved.”*)
- **Believe in the Lord Jesus** (Acts 16:31– *“They replied, ‘Believe in the Lord Jesus, and you will be saved— you and your household.’”*).

This is a precious opportunity to assist a student in beginning a relationship with Jesus. Take the time to review these verses and be ready to share. Pray with and for the students regularly. The Holy Spirit will guide you as you share.

## Maximizing Small Group Time Questions to generate conversation

- ⇒ What can you share with the student about your life?
  - Tell them stories
  - Share what you are learning
  - Explain how the truths of the lessons apply to you
  - Share your salvation experience and testimony
  - Tell the students about a failure in your life
  - Ask what they want to know about you.  
(This is great for quiet students)
- ⇒ Tell me about something you are interested in... listen intently and ask questions
- ⇒ What can you praise God for in your life?
- ⇒ What would you change in your life if you could?
- ⇒ Tell me about your friends.
  - What made them your friend?
  - What activities do you enjoy together?
- ⇒ Tell me about your family.
  - Who do you talk to the most?
  - What family activities do you enjoy together?
  - Where would you like to go on vacation with them?
  - What frustrates you most about your family?
- ⇒ What do you enjoy that really makes you excited?

## Lesson Overview

<b>Unit 1 Lesson 1</b> Overview of the Bible	<b>II Timothy 3:16</b> – All scripture is God-breathed and is useful for teaching, rebuking, correcting and training in righteousness.
<b>Unit 1 Lesson 2</b> The Bible: God's Authoritative Truth	<b>John 17:17</b> – Sanctify them by the truth; your word is truth.
<b>Unit 1 Lesson 3</b> How Do We Use the Bible?	<b>Hebrews 4:12</b> – For the Word of God is alive and active. Sharper than any double-edged sword, it penetrates even to dividing soul and spirit, joints and marrow; it judges the thoughts and attitudes of the heart.
<b>Unit 2 Lesson 4</b> Who is God? His Power, Knowability and Righteousness Genesis 1-2	<b>Romans 1:20</b> - For ever since the world was created, people have seen the earth and sky. Through everything God made, they can clearly see his invisible qualities – his eternal power, and divine nature. So, they have no excuse for not knowing God."
<b>Unit 2 Lesson 5</b> Trinity– God the Father, God the Son, God is the Holy Spirit	<b>Matthew 28:19</b> - Therefore go and make disciples of all nations, baptizing them in the name of the Father, and of the Son, and of the Holy Spirit.
<b>Unit 2 Lesson 6</b> Jesus– Who Do You Say I am? Matthew 16:13-17	<b>John 14:6</b> – Jesus answered, "I am the way and the truth and the life. No one comes to the Father except through me."
<b>Unit 3 Lesson 7</b> Holy Spirit– Your Counselor John 14	<b>John 14:26</b> – But the Advocate, the Holy Spirit, who the Father will send in my name, will teach you all things and will remind you of everything I have said to you.
<b>Unit 3 Lesson 8</b> Faith– What Is It? Mark 5	<b>Hebrews 11:1</b> – Now faith is confidence in what we hope for and assurance about what we do not see.
<b>Unit 3 Lesson 9</b> Faith–Why Do I Doubt or Question God? Matthew 14:22-32	<b>Matthew 14:31</b> - Immediately Jesus reached out His hand and caught him. "You of little faith," He said, "why did you doubt?"
<b>Christmas and Review</b> 2 Christmas Lessons 10-11	<b>II Corinthians 9:15</b> – Thanks be to God for his indescribable gift. <b>Isaiah 9:6</b> – For to us a child is born, to us a son is given, and the government will be on his shoulders. And he will be called Wonderful Counselor, Mighty God, Everlasting Father, Prince of Peace.

## 4 Chapter Gospel

### CREATION



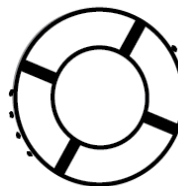
**How did it all begin?**  
Where did I come from?  
Genesis 1:1, 31  
Genesis 1:27; 2:7

### FALL



**What went wrong?**  
Have you experienced hurt or pain?  
Genesis 3:6-10  
Romans 3:23  
Romans 6:23

### RESCUE



**Can anything be done?**  
How does Jesus fix this broken world?  
Romans 5:8  
Luke 19:10  
II Corinthians 5:17-21

### RESTORATION



**What will the future hold?**  
Revelation 21:1-5  
How can I join God now in His work?  
Mark 16:15

## Easter- Lesson 21

Goal– The student will learn the significance of Jesus’ death and resurrection.

**John 3:16** – For God so loved the world that He gave His one and only Son, that whoever believes in Him shall not perish but have eternal life.

### Questions for Clarity

- How well do you know about the last week of Jesus’ life on earth?
- Do you have a relationship with Jesus?
- Would you like to pray and begin a relationship with Jesus?
- If you have a relationship with Jesus, are you telling others the Good News?

NOTES:

## Easter- Lesson 22

Goal– The student will recognize that Jesus loved us so much that He died on the cross for us.

**Luke 24:6** – He is not here; He has risen! Remember how He told you, while He was still with you in Galilee.

### Questions for Clarity

- How many people have sinned?
- Have you sinned?
- Who died for your sin?
- Did Jesus remain dead?
- What did the women find when they went to Jesus’s tomb?

NOTES:

<b>Unit 4 Lesson 12</b> Who Am I and Why Am I Here? Galatians 4	<b>Galatians 4:7</b> – So you are no longer a slave, but God’s child; and since you are His child, God has made you also an heir.
<b>Unit 4 Lesson 13</b> What is My Worth and Value? Acts 9	<b>Ephesians 2:10</b> – For we are God’s handiwork created in Christ Jesus to do good works, which God prepared in advance for us to do.
<b>Unit 4 Lesson 14</b> Where’s Your Treasure? Mark 10:17-31	<b>Mark 10:21</b> – Jesus looked at him and loved him. “One think you lack,” he said. “Go sell everything you have and give to the poor, and you will have treasure in heaven. Then come, follow me.”
<b>Unit 5 Lesson 15</b> God’s Stuff...Not Yours John 6	<b>Romans 12:13</b> – Share with the Lord’s people who are in need. Practice hospitality.
<b>Unit 5 Lesson 16</b> Worship– What is it? Nehemiah 8	<b>Nehemiah 8:6</b> – Ezra praised the LORD, the great God; and all the people lifted their hands and responded, “Amen! Amen!” Then they bowed down and worshiped the LORD with their faces to the ground.
<b>Unit 5 Lesson 17</b> Becoming a People of Praise Acts 3	<b>I Chronicles 16:8</b> – Give praise to the LORD, proclaim his name; make known among the nations what he has done.
<b>Unit 6 Lesson 18</b> Boldness in Prayer Matthew 6:5-13	<b>Colossians 4:2</b> – Devote yourselves to prayer, being watchful and thankful.
<b>Unit 6 Lesson 19</b> Peacemaking Genesis 37-45	<b>Romans 12:18</b> – If it is possible, as far as it depends on you, live at peace with everyone.
<b>Unit 6 Lesson 20</b> Introducing Friends to Jesus John 4	<b>Romans 10:9</b> – If you declare with your mouth, “Jesus is Lord,” and believe in your heart that God raised him from the dead, you will be saved.
<b>Easter and Review</b> 2 Easter Lessons 21-22	<b>John 3:16</b> – For God so loved the world that He gave His one and only Son, that whoever believes in Him shall not perish but have eternal life. <b>Luke 24:6</b> – He is not here; He has risen! Remember how He told you, while He was still with you in Galilee.

## Unit 1- Lesson 1

### Overview of the Bible

Goal– The student will understand that the Bible is God’s Word and is all true.

**II Timothy 3:16** – All scripture is God-breathed and is useful for teaching, rebuking, correcting and training in righteousness.

#### Questions for Clarity

- How did we get the Bible?
- What is an example of truth found in God’s Word?
- What is one area where God’s Word has corrected you or pointed out a wrong?

NOTES:

## Unit 1- Lesson 2

### The Bible: God’s Authoritative Truth

Goal– The student will recognize God’s Word as absolute truth that never changes.

**John 17:17** – Sanctify them by the truth; your word is truth.

#### Questions for Clarity

- How much of the Bible is true?
- Who wrote the Bible?
- Can we add words to the Bible to make it say what we want?
- Can we take words away from the Bible if we don’t like them. don’t like them?

NOTES:

## Unit 6- Lesson 20

John 4

### Introducing Friends to Jesus

Goal– The student will recognize the significance of introducing friends to Jesus.

**Romans 10:9** – If you declare with your mouth, “Jesus is Lord,” and believe in your heart that God raised him from the dead, you will be saved.

#### Questions for Clarity

- Were the Samaritan people liked and accepted by others?
- What was Jesus offering to the woman who came to the well?
- Did the woman accept Jesus’ offer?
- Did the woman keep the “Good News” to herself or did she share it?

NOTES:

## Review

- Take time to pray with your students.
- Review the lesson verses from the past three weeks.
- Have the students explain the verses.
- A testimony is telling what God has done or is doing in your life. Saul’s testimony is dramatic. What is your testimony?
- Have you ever made the decision to follow Jesus? Would you like to?
- Why do we need Jesus anyway?

NOTES:



**Unit 6- Lesson 18****Matthew 6:5-13****Boldness in Prayer**

Goal– The student will recognize the power of prayer and pray with boldness.

**Colossians 4:2** - Devote yourselves to prayer, being watchful and thankful.

**Questions for Clarity**

- Do you remember the first prayers you ever heard?
- Did those words mean anything?
- What is prayer?
- How often should you pray?
- Should you ever stop praying?
- Have you ever prayed for boldness in sharing the Good News?

NOTES:

**Unit 6- Lesson 19****Genesis 37-45****Peacemaking**

Goal– The student will learn how to live peaceably with others.

**Romans 12:18**– If it is possible, as far as it depends on you, live at peace with everyone.

**Questions for Clarity**

- Are there people you can't get along with?
- Do you need to forgive to make peace?
- Was it right for Joseph's Dad to treat him as a favorite?
- If you were Joseph, would you have forgiven or gotten even?
- What are you doing to make peace?

NOTES:

**Unit 1- Lesson 3****How Do We Use The Bible?**

Goal; The student will recognize the importance of God's Word and learn it's usefulness.

**Hebrews 4:12** – For the Word of God is alive and active. Sharper than any double-edged sword, it penetrates even to dividing soul and spirit, joints and marrow; it judges the thoughts and attitudes of the heart.

**Questions for Clarity**

- How much of God's Word is true?
- Should God's Word still be used by us today when making decisions?
- What do you think about the truths of the Bible influencing your decisions?
- If you don't know what the Bible says about a subject is it okay to do what you want?

NOTES:

**Unit 1 Review**

- Take time to pray with your students.
- Review the lesson verses from the past three weeks.
- Have the students explain the verses.
- Revelation 4:11- God deserves our glory and honor. Name one thing that you want to give him Glory and Honor for.
- How have you seen God's power in your life?
- Is there a time in your life where you know God met your needs?

NOTES:

**Unit 2- Lesson 4****Genesis 1-2****Who is God? His Power, Know-ability and Righteousness**

Goal– The student will recognize God’s power, know-ability, and righteousness

**Romans 1:20-** For ever since the world was created, people have seen the earth and sky. Through everything God made, they can clearly see his invisible qualities – his eternal power, and divine nature. So, they have no excuse for not knowing God.

**Questions for Clarity**

- What was the earth like in Genesis 1:2?
- God created the heavens and the earth in 6 days. What did he say about creation each day?
- What did God use to make the heavens and earth? Man?
- According to Romans 1:20 is there any excuse for not knowing God?

NOTES:

**Unit 2- Lesson 5****Trinity- God the Father, God the Son, God the Holy Spirit**

Goal– The student will understand the Trinity– The Father, the Son, and the Holy Spirit.

**Matthew 28:19**– Therefore go and make disciples of all nations, baptizing them in the name of the Father, and of the Son, and of the Holy Spirit.

**Questions for Clarity**

- How do we know there is only one God? Deut. 6:4
- What are the 3 components of the trinity?
- When we choose baptism, we are baptized in the name of \_\_\_\_\_(3 parts of the trinity)
- If a friend wants to know what trinity means, how would you answer?

NOTES:

**Unit 5- Lesson 17****Acts 3****Becoming a People of Praise**

Goal– The students will recognize the importance of praising God for everything.

**I Chronicles 16:8** – Give praise to the LORD, proclaim his name; make known among the nations what he has done.

**Questions for Clarity**

- What is one thing God has given you that you need to praise Him for?
- If you have a relationship with Jesus, have you praised God for your salvation loud enough for the world to hear?
- Do we remember to give God praise even for the little things He does for us?

NOTES:

**Review**

- Take time to pray with your students.
- Review the lesson verses from the past three weeks.
- Have the students explain the verses.
- Do you pray for your lunch in school or are you embarrassed?
- Jonah didn’t want to tell the people of Ninevah about God because it was work and they were wicked. What are some excuses you give for not telling someone about Jesus?
- A boy shared his lunch so Jesus could feed a crowd. What are you willing to share and watch God multiply?

NOTES:

**Unit 5- Lesson 15****John 6****God's Stuff...Not Yours**

Goal– The student will recognize that God wants us to share with those in need.

**Romans 12:13** – Share with the Lord's people who are in need. Practice hospitality.

**Questions for Clarity**

- Who owns everything?
- What do you have that you can share with others?
- Should you work so you have something to share?
- Who are you willing to share the Good News of Jesus with today?

NOTES:

**Unit 5- Lesson 16****Nehemiah 8****Worship- what is it?**

Goal– The student will learn the importance of worship

**Nehemiah 8:6** – Ezra praised the LORD, the great God; and all the people lifted their hands and responded, "Amen! Amen!" Then they bowed down and worshiped the LORD with their faces to the ground.

**Questions for Clarity**

- What is worship?
- Do you arrive at church ready to worship?
- Do you really worship or do you pretend?
- What are some ways the Bible tells us to worship?

NOTES:

**Unit 2- Lesson 6****Jesus- Who do you say I am?**

Goal– The student will be able to confidently answer the question, "Who is Jesus"?

**John 14:6**- Jesus answered, "I am the way and the truth and the life. No one comes to the Father except through me."

**Questions for Clarity**

- If I asked you who Jesus is, how would you answer?
- What must you do to get to heaven?
- How much did salvation cost Jesus?
- Jesus offers salvation as a free gift. Have you accepted that gift?

NOTES:

**Review**

- Take time to pray with your students.
- Review the lesson verses from the past three weeks.
- Have the students explain the verses.
- Think about your life. How have you seen God be strong and mighty?
- Tell me about a time where you thought you could do something on your own but realized you needed God's strength.
- Have you ever felt like Gideon? He thought He was unimportant but God used him.

NOTES:

**Unit 3- Lesson 7****John 14****Holy Spirit– Your Counselor**

Goal– The student will rely on the Holy Spirit to guide throughout life.

**John 14:26** - But the Advocate, the Holy Spirit, who the Father will send in my name, will teach you all things and will remind you of everything I have said to you.

**Questions for Clarity**

- What is an Advocate?
- Who is the Holy Spirit?
- What has the Holy Spirit been teaching you?
- What truths in Scripture have been revealed by the Holy Spirit?
- When can you lean on the Holy Spirit to guide you?

NOTES:

**Unit 3- Lesson 8****Mark 5****Faith- What is it?**

Goal– The student will learn what Faith is and it's value for the Christian.

**Hebrews 11:1**—Now faith is confidence in what we hope for and assurance about what we do not see.

**Questions for Clarity**

- What is faith?
- How do you get more faith?
- What is one situation in your life that you need more faith?
- How do you know that the woman in our Bible lesson had faith?
- Would you have had faith if you had been sick for twelve years?

NOTES:

**Unit 4- Lesson 14****Mark 10:17-31****Where's your treasure?**

Goal–The student will learn the importance of laying up riches in heaven and not on earth.

**Mark 10:21** Jesus looked at him and loved him. "One thing you lack," he said, "Go sell everything you have and give to the poor, and you will have treasure in heaven. Then come, follow me."

**Questions for Clarity**

- Is God satisfied if we are only following the Ten Commandments?
- What else does God want from us?
- What is holding you back from following God completely?
- Is it wrong to be rich?
- How much ministry could be accomplished if you shared your money and time with God?

NOTES:

**Review**

- Take time to pray with your students.
- Review the lesson verses from the past three weeks.
- Have the students explain the verses.
- Shadrach, Meshach and Abednego said they would follow God even if He didn't rescue them. Are you that confident in God being able to rescue you?
- Naaman had to wash 7 times in the Jordan. Would you have given up at 5-6 or would you have followed directions completely?
- Are you keeping a journal of how God is helping you? It is important to tell others about the "praiseworthy" deeds of the Lord. What could you write in the journal right now?

NOTES:

**Unit 4- Lesson 12****Galatians 4****Who am I and why am I here?**

Goal– The student will understand they are a sinner who needs Jesus and then needs to share Jesus.

**Galatians 4:7** – So you are no longer a slave, but God’s child; and since you are His child, God has made you also an heir.

**Questions for Clarity**

- Would you rather be a slave or a son/daughter?
- Did you know each of us is born into slavery?
- Have you asked Jesus to forgive you of your sins?
- Have you moved from being a slave to becoming a child of God?

NOTES:

**Unit 4- Lesson 13****Acts 9****What is my worth and value?**

Goal– The student will recognize his value to God even if his life is a mess.

**Ephesians 2:10** - For we are God’s handiwork created in Christ Jesus to do good works, which God prepared in advance for us to do.

**Questions for Clarity**

- How much is my life worth to God?
- Does God have a plan for me?
- What price did Jesus pay for my sin?
- Saul recognized the LORD when he was on the road to Damascus. Do you recognize Jesus’ voice in your life?
- What purpose does God have for your life?

NOTES:

**Unit 3- Lesson 9****Matthew 14:22-32****Faith– Why Do I Doubt or Question God?**

Goal– The student will recognize the benefit of having other believers walk with you, especially when you doubt.

**Matthew 14:31**– Immediately Jesus reached out His hand and caught him. “You of little faith,” He said, “why did you doubt?”

**Questions for Clarity**

- Why do you sometimes question God?
- Who do you go to when your faith feels weak?
- Would you have had enough faith to step out of the boat in the middle of a storm?
- What stormy situation are you facing?
- Have you reached out for Jesus’ help?

NOTES:

**Review**

- Take time to pray with your students.
- Review the lesson verses from the past three weeks.
- Have the students explain the verses.
- Can you share a testimony about a time when you had fear but realized God was with you?
- When did you have a need and you saw God meet that need?
- Tell me about a time when you felt like you were the only one following God. That is how Elijah felt.

NOTES:

## Christmas– Lesson 10

Matthew 1-2 & Luke 1-2

Goal– The student will recognize the importance of Christmas to Christians and the world.

**II Corinthians 9:15** – Thanks be to God for his indescribable gift.

### Questions for Clarity

- Why did God choose to send a Savior?
- Why was the birth of Jesus “Good News”?
- Looking at our verse, “Thanks be to God for His indescribable gift”, what was that gift and why was it so important?
- Who will you share the “Good News” with this Christmas?

NOTES:

## Christmas– Lesson 11

Matthew 1-2 & Luke 1-2

Goal– The student will review what they learned about Christmas in the last lesson and learn a few names for Jesus.

**Isaiah 9:6**– For to us a child is born, to us a son is given, and the government will be on his shoulders. And he will be called Wonderful Counselor, Mighty God, Everlasting Father, Prince of Peace.

### Questions for Clarity

- Who in our lesson was impacted by Jesus’ birth and how?
- How are you impacted by Jesus’ birth?
- Who are you telling about Jesus?

NOTES:

# 4 Chapter Gospel

## CREATION



### How did it all begin?

Where did I come from?

Genesis 1:1, 31

Genesis 1:27; 2:7

## FALL



### What went wrong?

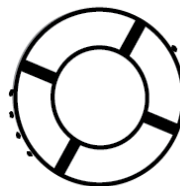
Have you experienced hurt or pain?

Genesis 3:6-10

Romans 3:23

Romans 6:23

## RESCUE



### Can anything be done?

How does Jesus fix this broken world?

Romans 5:8

Luke 19:10

II Corinthians 5:17-21

## RESTORATION



### What will the future hold?

Revelation 21:1-5

How can I join God now in His work?

Mark 16:15